




RealRate

BAUINDUSTRIE 2017

Gesobau AG Konzern
Rank 170 of 232



The relative strengths and weaknesses of Gesobau AG Konzern are analyzed with respect to the market average, including all of its competitors. We analyzed all variables having an effect on the Economic Capital Ratio.

The greatest strength of Gesobau AG Konzern compared to the market average is the variable Is Netincome Remainder, increasing the Economic Capital Ratio by 67% points. The greatest weakness of Gesobau AG Konzern is the variable Operating Result Tc, reducing the Economic Capital Ratio by 247% points.

The company's Economic Capital Ratio, given in the ranking table, is 67%, being 31% points below the market average of 98%.


| Input Variable | Value in TEUR | Output Variable | Value in TEUR |
|--|---------------|--|---------------|
| Accounting_error Remainder | 0 | Finished Goods And Merchandise Merchandise | 0 |
| Ausgleichsposten_fuer_anteile_anderer_gesellschafter Remainder | 0 | Amortisation And Write Downs Of Intangible Fixed Assets And Depreciation And Write Downs Of Tangible Fixed Assets Tc Extraordinary Write Downs And Impairment Loss And Other Deductions Of Other Intangible Fixed Assets | 0 |
| Ausserordentliche_aufwendungen Remainder | 0 | Finished Goods And Merchandise Finished Goods | 0 |
| Ausserordentliche_ertraege Remainder | 0 | Treuhandverbindlichkeiten | 0 |
| Ausserordentliches_ergebnis Remainder | 0 | Other Tangible Fixed Assets Miscellaneous Other | 0 |
| Bs Ass Currass Cashequiv Remainder | 48.132 | Capital Reserves In Accordance With Section2722 No4 Of The Hgb | 0 |
| Bs Ass Currass Inventory Advpaympaid Remainder | 0 | Other Operating Income Tc Income From Reversal Of Write Downs Of Fixed Assets Income From Reversal Of Write Downs Of Long Term Financial Assets | 0 |
| Bs Ass Currass Inventory Advpaymreceived Contractprogress Remainder | 0 | Other Operating Income Tc Income From Reversal Of Write Downs Of Fixed Assets | 0 |
| Bs Ass Currass Inventory Advpaymreceived Remainder | 0 | Cost Of Miscellaneous Other Materials Tc | 0 |
| Bs Ass Currass Inventory Finishedandmerch Goods Remainder | 0 | Ausserordentliche_ertraege | 0 |
| Bs Ass Currass Inventory Finishedandmerch Merchandise Remainder | 0 | Interest And Similar Expenses Of Which Other Interest And Similar Expenses From Discounting | 0 |
| Bs Ass Currass Inventory Finishedandmerch Notyetinvoiced Remainder | 0 | Interest And Similar Expenses | 0 |
| Bs Ass Currass Inventory Finishedandmerch Remainder | 0 | Is Netincome Regular Fin Netinterest Expensesforsubordinateloans | 0 |
| Bs Ass Currass Inventory Gross Remainder | 0 | Is Netincome Regular Fin Netinterest Expensesrefugeehotel | 0 |
| Bs Ass Currass Inventory Inprogress Constructioninprogress Remainder | 0 | | |
| Bs Ass Currass Inventory Inprogress Goods Remainder | 0 | | |
| Bs Ass Currass Inventory Inprogress Ordersinprogress Remainder | 0 | | |



RealRate

BAUINDUSTRIE 2017

Gesobau AG Konzern
Rank 170 of 232



| Input Variable | Value in TEUR |
|---|---------------|
| Bs Ass Currass Inventory Inprogress Ownpropertyconstruction Remainder | 0 |
| Bs Ass Currass Inventory Inprogress Remainder | 0 |
| Bs Ass Currass Inventory Inprogress Services Remainder | 74.862 |
| Bs Ass Currass Inventory Inprogress_ Remainder | 0 |
| Bs Ass Currass Inventory Other Remainder | 450 |
| Bs Ass Currass Inventory Remainder | 6.666 |
| Bs Ass Currass Landforsale Constrprepcosts Remainder | 0 |
| Bs Ass Currass Landforsale Landwithbuildingsunderconstr Remainder | 0 |
| Bs Ass Currass Landforsale Landwithfinishedbuildings Remainder | 0 |
| Bs Ass Currass Landforsale Landwithoutbuildings Remainder | 6.666 |
| Bs Ass Currass Landforsale Remainder | 0 |
| Bs Ass Currass Receiv Affil Remainder | 0 |
| Bs Ass Currass Receiv Assoc Remainder | 0 |
| Bs Ass Currass Receiv Care Remainder | 0,100 |
| Bs Ass Currass Receiv Case Remainder | 0 |
| Bs Ass Currass Receiv Lease Remainder | 482 |
| Bs Ass Currass Receiv Other Jointwork Remainder | 0 |
| Bs Ass Currass Receiv Other Remainder | 2.328 |
| Bs Ass Currass Receiv Other Unpaidcapital Remainder | 0 |
| Bs Ass Currass Receiv Other Unpaysupplementarycalls Remainder | 0 |


| Output Variable | Value in TEUR |
|--|---------------|
| Other Interest And Similar Income Of Which Other Interest And Similar Income From Affiliated Companies | 0 |
| Other Interest And Similar Income Of Which Income From Discounting | 0 |
| Other Interest And Similar Income | 0 |
| Net Interest Income | 0 |
| Write Downs Of Long Term Financial Assets And Securities Classified As Current Assets Regular And Unusual | 0 |
| Write Downs Of Securities Classified As Current Assets | 0 |
| Write Downs Of Long Term Financial Assets And Securities Classified As Current Assets | 0 |
| Profits Received Under Profit Pooling Profit And Loss Transfer Or Partial Profit Transfer Agreements Parent Income From Taxes Credited To Parent By Consolidated Tax Group Subsidiaries | 0 |
| Profits Received Under Profit Pooling Profit And Loss Transfer Or Partial Profit Transfer Agreements Parent Income From Profits Received From A Profit Transfer Fiscal Unity Profit Transfer | 0 |
| Profits Received Under Profit Pooling Profit And Loss Transfer Or Partial Profit Transfer Agreements Parent Income From Profits Received From A Profit Transfer Fiscal Unity | 0 |
| Profits Received Under Profit Pooling Profit And Loss Transfer Or Partial Profit Transfer Agreements Parent | 0 |



RealRate

BAUINDUSTRIE 2017

Gesobau AG Konzern
Rank 170 of 232




| Input Variable | Value in TEUR | Output Variable | Value in TEUR |
|--|---------------|---|---------------|
| Bs Ass Currass Receiv Other Unpaiduncalledsupplementarycalls Remainder | 0 | Income From Other Securities And Long Term Loans | 0 |
| Bs Ass Currass Receiv Particip Remainder | 0 | Is Netincome Regular Fin Netparticipation Earnings Assoc | 0 |
| Bs Ass Currass Receiv Property sales Remainder | 0 | Income From Long Term Equity Investments Of Which From Affiliated Companies | 0 |
| Bs Ass Currass Receiv Remainder | 0,000020 | Income From Long Term Equity Investments Of Which From Non Affiliated Companies | 0 |
| Bs Ass Currass Receiv Retention Remainder | 0 | Income From Long Term Equity Investments | 0 |
| Bs Ass Currass Receiv Rightofreleasefromtrustliabilities Notpensions Remainder | 0 | Is Netincome Regular Fin Netparticipation Expensesassoc | 0 |
| Bs Ass Currass Receiv Rightofreleasefromtrustliabilities Pensions Remainder | 0 | Is Netincome Regular Fin Netparticipation Loss Assoc | 0 |
| Bs Ass Currass Receiv Rightofreleasefromtrustliabilities Remainder | 0 | Expenses For Loss Absorption Parent | 0 |
| Bs Ass Currass Receiv Sales Remainder | 0 | Is Netincome Regular Fin Netparticipation Losses | 0 |
| Bs Ass Currass Receiv Shareholders Limitedliable Remainder | 0 | Net Investment Income | 0 |
| Bs Ass Currass Receiv Shareholders Remainder | 0 | Financial Result | 0 |
| Bs Ass Currass Receiv Shareholders Unlimitedliable Remainder | 0 | Trade Payables Other Payables | 0 |
| Bs Ass Currass Receiv Trade Other Remainder | 0 | Is Netincome Regular Operatingtc Grosstradingprofit Materialservices Services Propertymanagement | 0 |
| Bs Ass Currass Receiv Trade Remainder | 121 | Intangible Fixed Assets Prepayments | 0 |
| Bs Ass Currass Receiv Trade_ Remainder | 0 | Bs Ass Fixass Intan Assets | 0 |
| Bs Ass Currass Receiv Unpaidcapital Remainder | 0 | Purchased Concessions Industrial And Similar Rights And Assets And Licences In Such Rights And Assets Concessions | 0 |



RealRate

BAUINDUSTRIE 2017

Gesobau AG Konzern
Rank 170 of 232



| Input Variable | Value in TEUR | Output Variable | Value in TEUR |
|---|---------------|---|---------------|
| Bs Ass Currass Receiv Unpaidcapitalunlimitedliablepartner Remainder | 0 | Purchased Concessions Industrial And Similar Rights And Assets And Licences In Such Rights And Assets Licences In Rights And Assets | 0 |
| Bs Ass Currass Remainder | -6.666 | Purchased Concessions Industrial And Similar Rights And Assets And Licences In Such Rights And Assets Other Rights And Assets | 0 |
| Bs Ass Currass Securities Affil Remainder | 0 | Purchased Concessions Industrial And Similar Rights And Assets And Licences In Such Rights And Assets Computer Software | 0 |
| Bs Ass Currass Securities Other Remainder | 0 | Purchased Concessions Industrial And Similar Rights And Assets And Licences In Such Rights And Assets Industrial Rights | 0 |
| Bs Ass Currass Securities Remainder | 0 | Bs Ass Fixass Intan Concessionbrands Websites | 0 |
| Bs Ass Deficitnotcoveredbycapital Remainder | 0 | Purchased Concessions Industrial And Similar Rights And Assets Licences In Such Rights And Assets | 0 |
| Bs Ass Deftax Remainder | 0 | Concessions Industrial And Similar Rights And Assets And Licences In Such Rights And Assets Purchased Or Acquired Free Of Charge | 0 |
| Bs Ass Fixass Fin Advpaym Remainder | 0 | Goodwill | 0 |
| Bs Ass Fixass Fin Advpaymsharesinaffil Remainder | 0 | Intangible Fixed Assets Other Intangible Fixed Assets | 0 |
| Bs Ass Fixass Fin Loans Remainder | 0 | Bs Ass Fixass Intan Selfmade Finished Software | 0 |
| Bs Ass Fixass Fin Loanstoaffil Remainder | 0 | Internally Generated Industrial Property Rights And Similar Values Of Which Completed | 0 |
| Bs Ass Fixass Fin Loanstoparticip Remainder | 0 | | |
| Bs Ass Fixass Fin Loanstosharehold Remainder | 0 | | |
| Bs Ass Fixass Fin Otherfinass Coopshares Remainder | 0 | | |
| Bs Ass Fixass Fin Otherfinass Reinsurclaim Remainder | 0 | | |
| Bs Ass Fixass Fin Otherfinass Remainder | 0 | | |
| Bs Ass Fixass Fin Otherloans Remainder | 3.967 | | |
| Bs Ass Fixass Fin Particip Advpaym Remainder | 0 | | |
| Bs Ass Fixass Fin Particip Assoc Remainder | 0 | | |



RealRate

BAUINDUSTRIE 2017

Gesobau AG Konzern
Rank 170 of 232



| Input Variable | Value in TEUR |
|---|---------------|
| Bs Ass Fixass Fin Particip Other Remainder | 0 |
| Bs Ass Fixass Fin Particip Remainder | 0 |
| Bs Ass Fixass Fin Participassoc Remainder | 0 |
| Bs Ass Fixass Fin Remainder | 0,000020 |
| Bs Ass Fixass Fin Securities Remainder | 0 |
| Bs Ass Fixass Fin Sharesinaffil Corporations Remainder | 0 |
| Bs Ass Fixass Fin Sharesinaffil Remainder | 2.930 |
| Bs Ass Fixass Intan Advpaym Remainder | 0 |
| Bs Ass Fixass Intan Assets Remainder | 0 |
| Bs Ass Fixass Intan Concessionbrands Concession Remainder | 0 |
| Bs Ass Fixass Intan Concessionbrands Licenses Remainder | 0 |
| Bs Ass Fixass Intan Concessionbrands Other Remainder | 0 |
| Bs Ass Fixass Intan Concessionbrands Remainder | 0 |
| Bs Ass Fixass Intan Concessionbrands Software Remainder | 0 |
| Bs Ass Fixass Intan Concessionbrands Trademarks Remainder | 0 |
| Bs Ass Fixass Intan Concessionbrands Websites Remainder | 0 |
| Bs Ass Fixass Intan Freeandpaidconcession Remainder | 0 |
| Bs Ass Fixass Intan Goodwill Remainder | 0 |
| Bs Ass Fixass Intan Other Remainder | 0 |
| Bs Ass Fixass Intan Remainder | 3.966 |

| Output Variable | Value in TEUR |
|--|---------------|
| Internally Generated Industrial Property Rights And Similar Values | 0 |
| Intangible Fixed Assets | 3.966 |
| Bs Ass Currass Receiv Rightofreleasefromtrustliabilities Pensions | 0 |
| Is Netincome Regular Operatingtc Grosstradingprofit Materialservices Services Municipalmanagement | 0 |
| Bs Eqliab Equity Revenueres Special17_4 | 0 |
| Bs Eqliab Equity Revenueres Special27_2 | 83.210 |
| Revenue Reserves Special Reserve | 83.210 |
| Ausserordentliche_aufwendungen | 0 |
| Loans To Affiliated Companies | 0 |
| Inventories Other Inventories | 450 |
| Cash In Hand Central Bank Balances Bank Balances And Cheques | 48.132 |
| Inventories Prepayments | 0 |
| Inventories Prepayments Received On Account Of Orders Deducted From Assets On The Face Of The Balance Sheet Of Which Payments On Account | 0 |
| Inventories Prepayments Received On Account Of Orders Deducted From Assets On The Face Of The Balance Sheet | 0 |
| Finished Goods And Merchandise Unbilled Services Rendered | 0 |
| Finished Goods And Merchandise | 0 |
| Inventories Gross Before Deduction Of Prepayments | 0 |



RealRate

BAUINDUSTRIE 2017

Gesobau AG Konzern
Rank 170 of 232



| Input Variable | Value in TEUR |
|--|---------------|
| Bs Ass Fixass Intan Selfmade Finished Remainder | 0 |
| Bs Ass Fixass Intan Selfmade Finished Software Remainder | 0 |
| Bs Ass Fixass Intan Selfmade Remainder | 0 |
| Bs Ass Fixass Remainder | 0 |
| Bs Ass Fixass Tan Advpaym Remainder | 31.385 |
| Bs Ass Fixass Tan Buildingthirdpartyland Remainder | 0 |
| Bs Ass Fixass Tan Constrprepcosts Remainder | 14.921 |
| Bs Ass Fixass Tan Inconstradvpaym Remainder | 62.018 |
| Bs Ass Fixass Tan Landbuildings Advpaym Remainder | 0 |
| Bs Ass Fixass Tan Landbuildings Buildings Remainder | 0 |
| Bs Ass Fixass Tan Landbuildings Buildingsonownland Remainder | 0 |
| Bs Ass Fixass Tan Landbuildings Landwithoutbuildings Remainder | 29.123 |
| Bs Ass Fixass Tan Landbuildings Remainder | 0 |
| Bs Ass Fixass Tan Landwithbusinessbuildings Remainder | 11.478 |
| Bs Ass Fixass Tan Landwithheritablebuildingrights Remainder | 1.595 |
| Bs Ass Fixass Tan Landwithheritablebuildingrights_buildingthirdpartyland Remainder | 0 |

| Output Variable | Value in TEUR |
|---|---------------|
| Bs Ass Currass Inventory Inprogress_ | 0 |
| Work In Progress Contracted Construction In Progress | 0 |
| Work In Progress Unfinished Goods | 0 |
| Work In Progress Orders In Progress | 0 |
| Bs Ass Currass Inventory Inprogress Ownpropertyconstruction | 0 |
| Work In Progress Services In Progress | 74.862 |
| Work In Progress | 74.862 |
| Inventories | 81.978 |
| Current Assets Land And Other Inventories Deemed For Sale Construction Preparatory Costs | 0 |
| Current Assets Land And Other Inventories Deemed For Sale And Land Rights With Buildings Under Construction | 0 |
| Current Assets Land And Other Inventories Deemed For Sale Land And Land Rights Wth Finished Buildings | 0 |
| Current Assets Land And Other Inventories Deemed For Sale Land And Land Rights Without Buildings | 6.666 |
| Current Assets Land And Other Inventories Deemed For Sale | 6.666 |
| Receivables From Affiliated Companies | 0 |
| Bs Ass Currass Receiv Assoc | 0 |
| Receivables And Other Assets Eceivables From Care | 0,100 |
| Bs Ass Currass Receiv Case | 0 |
| Receivables And Other Assets Receivables From Rent And Lease | 482 |



RealRate

BAUINDUSTRIE 2017

Gesobau AG Konzern
Rank 170 of 232



| Input Variable | Value in TEUR | Output Variable | Value in TEUR |
|---|---------------|--|---------------|
| Bs Ass Fixass Tan Landwithnonresidentialbuildings Remainder | 0 | Receivables And Other Assets Other Assets Receivables From Project Consortiums | 0 |
| Bs Ass Fixass Tan Landwithoutbuildingswuv Remainder | 29.123 | Receivables And Other Assets Unpaid Contributions To Subscribed Capital | 0 |
| Bs Ass Fixass Tan Landwithresidentialbuildingswuv Remainder | 1.524.767 | Receivables And Other Assets Unpaid Supplementary Calls | 0 |
| Bs Ass Fixass Tan Machinery Machinery Remainder | 0 | Bs Ass Currass Receiv Other Unpaiduncalledsupplementarycalls | 0 |
| Bs Ass Fixass Tan Machinery Remainder | 4.354 | Receivables And Other Assets Other Assets | 2.328 |
| Bs Ass Fixass Tan Other Misc Remainder | 0 | Receivables From Other Long Term Investees And Investors | 0 |
| Bs Ass Fixass Tan Other Remainder | 744 | Receivables And Other Assets Receivables From Property Sales | 0 |
| Bs Ass Fixass Tan Otherequipm Factory Remainder | 0 | Bs Ass Currass Receiv Retention | 0 |
| Bs Ass Fixass Tan Otherequipm Office Remainder | 0 | Bs Ass Currass Receiv Rightofreleasefromtrustliabilities Notpensions | 0 |
| Bs Ass Fixass Tan Otherequipm Remainder | 0 | Bs Ass Currass Receiv Rightofreleasefromtrustliabilities | 0 |
| Bs Ass Fixass Tan Remainder | -29.123 | Bs Ass Currass Receiv Sales | 0 |
| Bs Ass Other Remainder | 0 | Receivables And Other Assets Receivables From Shareholders Receivables From Limited Partners | 0 |
| Bs Ass Prepaidexp Remainder | 1.466 | Receivables And Other Assets Receivables From Shareholders Receivables From General Partners | 0 |
| Bs Ass Remainder | 0 | Receivables And Other Assets Receivables From Shareholders | 0 |
| Bs Ass Surplusfromoffsetting Remainder | 0 | Bs Ass Currass Receiv Trade_ | 0 |
| Bs Contingliab Guarantees Remainder | 0 | Trade Receivables Other Receivables | 0 |
| Bs Contingliab Remainder | 0 | Trade Receivables | 121 |
| Bs Eqliab Accruals Construction Remainder | 0 | | |
| Bs Eqliab Accruals Maintenance Remainder | 68.176 | | |
| Bs Eqliab Accruals Other Remainder | 22.413 | | |
| Bs Eqliab Accruals Pensions Remainder | 2.175 | | |



RealRate

BAUINDUSTRIE 2017

Gesobau AG Konzern
Rank 170 of 232




| Input Variable | Value in TEUR | Output Variable | Value in TEUR |
|--|---------------|---|---------------|
| Bs Eqliab Accruals Remainder | 0,000030 | Receivables And Other Assets Of Which Unpaid Contributions To Subscribed Capital | 0 |
| Bs Eqliab Accruals Tax Deftax Remainder | 0 | Receivables And Other Assets Of Which Unpaid Contributions To Subscribed Capital Of General Partners | 0 |
| Bs Eqliab Accruals Tax Gewst Remainder | 0 | Receivables And Other Assets | 2.932 |
| Bs Eqliab Accruals Tax Remainder | 1.631 | Shares In Affiliated Companies Current Assets | 0 |
| Bs Eqliab Accruals_ Remainder | 0 | Securities Classified As Current Assets | 0 |
| Bs Eqliab Defincome Remainder | 8.389 | Other Securities Classified As Current Assets | 0 |
| Bs Eqliab Deftax Remainder | 3.556 | Securities | 0 |
| Bs Eqliab Differencefromoffsetting Remainder | 0 | Current Assets | 133.042 |
| Bs Eqliab Equity Capres Other Remainder | 0 | Treuhandvermoegen | 0 |
| Bs Eqliab Equity Capres Partner Remainder | 0 | Liabilities Liabilities To Shareholders | 0 |
| Bs Eqliab Equity Capres Remainder | 62.090 | Liabilities To Limited Partners | 0 |
| Bs Eqliab Equity Currttransl Remainder | 0 | Is Netincome Regular Operatingtc Depramort_ | 0 |
| Bs Eqliab Equity Duetopartners Remainder | 0 | Write Downs Tc Of Current Assets To The Extent As They Exceed The Write Downs That Are Usual For The Corporation | 0 |
| Bs Eqliab Equity Netincome Remainder | 0 | Amortisation And Write Downs Of Intangible Fixed Assets And Depreciation And Write Downs Of Tangible Fixed Assets Tc Of Which Extraordinary Write Downs | 0 |
| Bs Eqliab Equity Noncontrollingshares Remainder | 927 | Amortisation And Write Downs Of Intangible Fixed Assets And Depreciation And Write Downs Of Tangible Fixed Assets Tc Extraordinary Write Downs And Impairment Losses And Other Deductions Extraordinary Write Downs | 0 |
| Bs Eqliab Equity Profitloss Additionreserves Remainder | 0 | | |
| Bs Eqliab Equity Profitloss Noncontrollingshares Remainder | 0 | | |
| Bs Eqliab Equity Profitloss Releasereserves Remainder | 0 | | |
| Bs Eqliab Equity Profitloss Remainder | 38.814 | | |
| Bs Eqliab Equity Profitloss Use Remainder | 0 | | |
| Bs Eqliab Equity Profsharing Remainder | 0 | | |
| Bs Eqliab Equity Remainder | -156.530 | | |



RealRate

BAUINDUSTRIE 2017

Gesobau AG Konzern
Rank 170 of 232



| Input Variable | Value in TEUR | Output Variable | Value in TEUR |
|---|---------------|---|---------------|
| Bs Eqliab Equity Reservespartnership Remainder | 0 | Amortisation And Write Downs Of Intangible Fixed Assets And Depreciation And Write Downs Of Tangible Fixed Assets Tc Extraordinary Write Downs And Impairment Losses And Other Deductions | 0 |
| Bs Eqliab Equity Retainedearnings Remainder | 0 | Amortisation And Write Downs Of Intangible Fixed Assets And Depreciation And Write Downs Of Tangible Fixed Assets Tc | 0 |
| Bs Eqliab Equity Revenueres Charityappropriated Remainder | 0 | Is Netincome Regular Operatingtc Depramort Fixassrefugeehostel | 0 |
| Bs Eqliab Equity Revenueres Legal Remainder | 46.109 | Depreciation Amortisation And Write Downs Tc | 0 |
| Bs Eqliab Equity Revenueres Other Remainder | 148.300 | Other Special Reserves Contributions By Silent Partners | 0 |
| Bs Eqliab Equity Revenueres Otherreswithdistrrestrict Remainder | 0 | Is Netincome Incomesharing Minorityint | 0 |
| Bs Eqliab Equity Revenueres Remainder | -0,000010 | Other Loans | 3.967 |
| Bs Eqliab Equity Revenueres Special Remainder | 0 | Is Netincome Regular Operatingtc Grosstradingloss_ | 0 |
| Bs Eqliab Equity Revenueres Special17_4 Remainder | 0 | Bs Eqliab Equity Revenueres_ | 0 |
| Bs Eqliab Equity Revenueres Special27_2 Remainder | 83.210 | Revenue Reserves Appropriated Reserve Charity Appropriated | 0 |
| Bs Eqliab Equity Revenueres Statutory Remainder | 0 | Legal Reserve | 46.109 |
| Bs Eqliab Equity Revenueres Unappropriated Remainder | 0 | Other Revenue Reserves | 148.300 |
| Bs Eqliab Equity Revenueres_ Remainder | 0 | Revenue Reserves Other Reserves With Restriction On Distribution | 0 |
| Bs Eqliab Equity Silentpartner Remainder | 0 | Reserves Provided For By The Articles Of Association | 0 |
| Bs Eqliab Equity Subordinateloans Remainder | 0 | Revenue Reserves Unappropriated Reserve | 0 |
| Bs Eqliab Equity Subscribed Calledin Remainder | 0 | Profit Reserves Revenue Reserves | 277.619 |
| Bs Eqliab Equity Subscribed Limitedliablepartners Fixed Remainder | 0 | | |



RealRate

BAUINDUSTRIE 2017

Gesobau AG Konzern
Rank 170 of 232



| Input Variable | Value in TEUR | Output Variable | Value in TEUR |
|--|---------------|---|---------------|
| Bs Eqliab Equity Subscribed Limitedliablepartners Remainder | 0 | Profit And Loss Transfer Subsidiary Income From Loss Absorption | 0 |
| Bs Eqliab Equity Subscribed Limitedliablepartners Variable Remainder | 0 | Bs Eqliab Retention | 0 |
| Bs Eqliab Equity Subscribed Ownsharesdeducted Remainder | 0 | Other Long Term Equity Investments Other Long Term Equity Investments Not Allocable To A Legal Form | 0 |
| Bs Eqliab Equity Subscribed Remainder | 78.265 | Bonds | 0 |
| Bs Eqliab Equity Subscribed Unlimitedliablepartners Fixed Remainder | 0 | Technical Equipment And Machinery Machinery And Tools Fixed To Machinery | 0 |
| Bs Eqliab Equity Subscribed Unlimitedliablepartners Remainder | 0 | Technical Equipment And Machinery | 4.354 |
| Bs Eqliab Equity Subscribed Unlimitedliablepartners Variable Remainder | 0 | Verbindlichkeiten | 0 |
| Bs Eqliab Equity Subscribed Unpaidcap Remainder | 0 | Net Retained Profits Net Accumulated Losses P L Advance Distribution Distribution Resolved For The Financial Year | 0 |
| Bs Eqliab Equity Subscribedwithoutownshares Remainder | 78.265 | Capital Reserves Of Which Other Additional Capital Contributions | 0 |
| Bs Eqliab Equity Subscribedwithownshares Remainder | 78.265 | Bs Eqliab Equity Capres Partner | 0 |
| Bs Eqliab Equity_ Remainder | 0 | Capital Reserves Equity Cap Res | 62.090 |
| Bs Eqliab Liab Above1year Remainder | 0 | Equity Reserves Partnerships | 0 |
| Bs Eqliab Liab Advpaym Contractprogress Remainder | 0 | Other Liabilities Of Which From Capital Lease Contracts | 0 |
| Bs Eqliab Liab Advpaym Remainder | 84.519 | Other Liabilities Other Liabilities To Project Consortiums | 0 |
| Bs Eqliab Liab Assoc Remainder | 0 | Bs Eqliab Liab Other Thereofsocsec | 0 |
| Bs Eqliab Liab Assoccomp Remainder | 0 | Bs Eqliab Liab Other Thereoftax | 0 |
| Bs Eqliab Liab Bank Above1year Remainder | 0 | Other Liabilities | 1.458 |
| Bs Eqliab Liab Bank Remainder | 1.139.520 | Social Security Post Employment And Other Employee Benefit Costs Tc Of Which Post Employment Benefits | 0 |
| Bs Eqliab Liab Bank Upto1year Remainder | 0 | Is Netincome Regular Operatingtc Grosstradingprofit Totaloutput Netsales_ | 0 |
| Bs Eqliab Liab Lease Remainder | 4.628 | | |



RealRate

BAUINDUSTRIE 2017

Gesobau AG Konzern
Rank 170 of 232



| Input Variable | Value in TEUR | Output Variable | Value in TEUR |
|--|---------------|--|---------------|
| Bs Eqliab Liab Leasingcompanies Remainder | 0 | Is Netincome Regular Operatingtc Grosstradingprofit Totaloutput Netsales Care | 0 |
| Bs Eqliab Liab Notes Remainder | 0 | Is Netincome Regular Operatingtc Grosstradingprofit Totaloutput Netsales Nursing | 0 |
| Bs Eqliab Liab Other Capitallease Remainder | 0 | Is Netincome Regular Operatingtc Grosstradingprofit Totaloutput Netsales Propertymanagement | 0 |
| Bs Eqliab Liab Other Jointvent Remainder | 0 | Is Netincome Regular Operatingtc Grosstradingprofit Totaloutput Netsales Propertymanagementrefugeehostel | 0 |
| Bs Eqliab Liab Other Remainder | 1.458 | Is Netincome Regular Operatingtc Grosstradingprofit Totaloutput Netsales Propertysales | 0 |
| Bs Eqliab Liab Other Thereofsocsec Remainder | 0 | Sales Tc | 0 |
| Bs Eqliab Liab Other Thereoftax Remainder | 0 | Other Operating Income Tc Income From Reversal Of Special Tax Allowable Reserves With Accrual Character And Other Special Tax Allowable Reserves | 0 |
| Bs Eqliab Liab Otherdebtinstruments Remainder | 0 | Other Operating Income Tc | 0 |
| Bs Eqliab Liab Particip Remainder | 0 | Mezzaninekapital | 0 |
| Bs Eqliab Liab Payers Remainder | 0 | Liabilities To Banks Of Which Due After More Than1 Year | 0 |
| Bs Eqliab Liab Propertysales Remainder | 0 | Average Number Of Employees | 0 |
| Bs Eqliab Liab Remainder | 8,2 | Notes | 0 |
| Bs Eqliab Liab Securities Remainder | 0 | Bs Eqliab Equity_ | 0 |
| Bs Eqliab Liab Shareholders Limitedpartner Remainder | 0 | Equity Foreign Currency Translation Difference | 0 |
| Bs Eqliab Liab Shareholders Remainder | 0 | Equity Equity Equivalent Partner Loans | 0 |
| Bs Eqliab Liab Shareholders Unlimitedpartner Remainder | 0 | Equity Net Income Net Loss For The Financial Year Balance Sheet Corporations | 0 |
| Bs Eqliab Liab Silentpart Remainder | 0 | | |
| Bs Eqliab Liab Trade Care Remainder | 8,2 | | |
| Bs Eqliab Liab Trade Genother Remainder | 0 | | |
| Bs Eqliab Liab Trade Remainder | 14.404 | | |
| Bs Eqliab Liab Trustliabilities Pensions Remainder | 0 | | |
| Bs Eqliab Liab Trustliabilities Remainder | 0 | | |



RealRate

BAUINDUSTRIE 2017

Gesobau AG Konzern
Rank 170 of 232



| Input Variable | Value in TEUR |
|--|---------------|
| Bs Eqliab Liab Upto1year Remainder | 0 |
| Bs Eqliab Liab_ Remainder | 0 |
| Bs Eqliab Otherspecres Equitysilentpartner Remainder | 0 |
| Bs Eqliab Otherspecres Other Adjustmentitem Capitalconsolidation Remainder | 17.155 |
| Bs Eqliab Otherspecres Other Adjustmentitem Remainder | 0 |
| Bs Eqliab Otherspecres Other Remainder | 0 |
| Bs Eqliab Otherspecres Ownshares Remainder | 0 |
| Bs Eqliab Otherspecres Paymforcapitalincrease Remainder | 0 |
| Bs Eqliab Otherspecres Remainder | 0 |
| Bs Eqliab Otherspecres Subsidies Remainder | 0 |
| Bs Eqliab Remainder | 0 |
| Bs Eqliab Retention Remainder | 0 |
| Bs Eqliab_ Remainder | 0 |
| Bs Remainder | -1.825.757 |
| Dim_parentdrs22k Accgroupstatement Remainder | 0 |
| Dim_parentdrs22k Accgroupstatement Reserves Capres Remainder | 0 |
| Dim_parentdrs22k Accgroupstatement Reserves Capres272_2case4 Remainder | 0 |
| Dim_parentdrs22k Accgroupstatement Reserves Remainder | 0 |
| Dim_parentdrs22k Remainder | 0 |
| Guv_ertregergebnisabfuehrung Remainder | 0 |

| Output Variable | Value in TEUR |
|---|---------------|
| Bs Eqliab Equity Noncontrollingshares | 927 |
| Equity Equity Equivalent Profit Participation Loans | 0 |
| Equity Net Retained Profits Net Accumulated Losses Balance Sheet Of Which Appropriated To Reserves | 0 |
| Bs Eqliab Equity Profitloss Noncontrollingshares | 0 |
| Equity Net Retained Profits Net Accumulated Losses Balance Sheet Of Which Withdrawn From Reserves | 0 |
| Bs Eqliab Equity Profitloss Use | 0 |
| Equity Net Retained Profits Net Accumulated Losses Balance Sheet | 38.814 |
| Equity Retained Profits Accumulated Losses Brought Forward | 0 |
| Equity Equity Equivalent Contributions By Silent Partners | 0 |
| Bs Eqliab Equity Subordinateloans | 0 |
| Subscribed Capital Capital Account Capital Shares Called Capital | 0 |
| Subscribed Capital Capital Account Capital Shares Of Which Fixed Capital Limited Partners | 0 |
| Subscribed Capital Capital Account Capital Shares Of Which Variable Capital Limited Partners | 0 |
| Subscribed Capital Capital Account Capital Shares Capital Share Of Limited Partners | 0 |
| Subscribed Capital Capital Account Capital Shares Treasury Shares Deducted From Subscribed Capital On The Face Of The Balance Sheet | 0 |



RealRate

The First AI Rating Agency


www.realrate.ai



RealRate

BAUINDUSTRIE 2017

Gesobau AG Konzern
Rank 170 of 232




| Input Variable | Value in TEUR | Output Variable | Value in TEUR |
|--|---------------|---|---------------|
| Incomeuse Gainloss Dividensplanned Remainder | 0 | Subscribed Capital Capital Account Capital Shares Capital Shares Of General Partners Of Which Fixed Capital General Partner | 0 |
| Incomeuse Gainloss Remainder | 0 | Subscribed Capital Capital Account Capital Shares Capital Shares Of General Partners Of Which Variable Capital | 0 |
| Incomeuse Remainder | 0 | Subscribed Capital Capital Account Capital Shares Capital Shares Of General Partners | 0 |
| Is Netincome Consolidationdifference Remainder | 0 | Uncalled Unpaid Contributions To Subscribed Capital Deducted From Equity On The Face Of The Balance Sheet | 0 |
| Is Netincome Eat Remainder | 0 | Subscribed Capital Capital Account Capital Shares | 78.265 |
| Is Netincome Ebit Remainder | 0 | Bs Eqliab Equity Subscribedwithownshares | 78.265 |
| Is Netincome Ebt Remainder | 0 | Bs Eqliab Equity Subscribedwithoutownshares | 78.265 |
| Is Netincome Incomesharing Gain Remainder | 0 | Equity | 457.715 |
| Is Netincome Incomesharing Loss Remainder | 0 | Bs Ass Fixass Fin Particip Advpaym | 0 |
| Is Netincome Incomesharing Minorityint Remainder | 0 | Is Netincome Regular Operatingtc Grosstradingprofit Materialservices Services Care | 0 |
| Is Netincome Incomesharing Remainder | 0 | Cost Of Purchased Services Tc Of Which For Real Estate For Sale | 0 |
| Is Netincome Othertaxes Earnings Remainder | 0 | Is Netincome Regular Operatingtc Grosstradingprofit Materialservices Services Nursing | 0 |
| Is Netincome Othertaxes Remainder | 0 | Is Netincome Regular Operatingtc Grosstradingprofit Materialservices Services Other | 0 |
| Is Netincome Priortoincomesharing Remainder | 0 | | |
| Is Netincome Profitparticipationequitynature Remainder | 0 | | |
| Is Netincome Regular Fin Netinterest Expenses Remainder | 0 | | |
| Is Netincome Regular Fin Netinterest Expenses Valuediscount Remainder | 0 | | |
| Is Netincome Regular Fin Netinterest Expensesforsubordinateloans Remainder | 0 | | |
| Is Netincome Regular Fin Netinterest Expensesrefugeehostel Remainder | 0 | | |



RealRate

BAUINDUSTRIE 2017

Gesobau AG Konzern
Rank 170 of 232



| Input Variable | Value in TEUR | Output Variable | Value in TEUR |
|---|---------------|--|---------------|
| Is Netincome Regular Fin Netinterest Income Assoc Remainder | 0 | Cost Of Purchased Services Tc Of Which For Other Services | 0 |
| Is Netincome Regular Fin Netinterest Income Remainder | 0 | Is Netincome Regular Operatingtc Grosstradingprofit Materialservices Services Propertysales | 0 |
| Is Netincome Regular Fin Netinterest Income Valuediscount Remainder | 0 | Cost Of Purchased Services Tc | 0 |
| Is Netincome Regular Fin Netinterest Remainder | 0 | Bs Eqliab Differencefromoffsetting | 0 |
| Is Netincome Regular Fin Netparticipation Amortfinanc Remainder | 0 | Other Equipment Operating And Office Equipment Operating Equipment | 0 |
| Is Netincome Regular Fin Netparticipation Amortfinanc Securrass Remainder | 0 | Other Equipment Operating And Office Equipment Office Equipment | 0 |
| Is Netincome Regular Fin Netparticipation Earningprofsharing Fiscalunity Profittransfer Grouptaxalloc Remainder | 0 | Other Equipment Operating And Office Equipment | 0 |
| Is Netincome Regular Fin Netparticipation Earningprofsharing Fiscalunity Profittransfer Grouptaxalloc Remainder | 0 | Land Land Rights And Buildings Including Buildings On Third Party Land Undeveloped Land | 29.123 |
| Is Netincome Regular Fin Netparticipation Earningprofsharing Fiscalunity Profittransfer Remainder | 0 | Bs Ass Fixass Fin Particip Assoc | 0 |
| Is Netincome Regular Fin Netparticipation Earningprofsharing Fiscalunity Remainder | 0 | Is Netincome Regular Operatingtc Grosstradingprofit Materialservices_ | 0 |
| Is Netincome Regular Fin Netparticipation Earningprofsharing Fiscalunity Remainder | 0 | Earnings After Taxes | 0 |
| Is Netincome Regular Fin Netparticipation Earnings Assoc Remainder | 0 | Liabilities To Banks Of Which Due Within1 Year | 0 |
| Is Netincome Regular Fin Netparticipation Earnings Assoc Remainder | 0 | Liabilities To Banks | 1.139.520 |
| Is Netincome Regular Fin Netparticipation Earnings Assoc Remainder | 0 | Bs Eqliab Liab Propertysales | 0 |
| Is Netincome Regular Fin Netparticipation Earnings Assoc Remainder | 0 | Bs Eqliab Liab Trustliabilities Pensions | 0 |
| Is Netincome Regular Fin Netparticipation Earnings Assoc Remainder | 0 | Social Security Post Employment And Other Employee Benefit Costs Tc | 0 |
| Is Netincome Regular Fin Netparticipation Earnings Assoc Remainder | 0 | Tax Provisions Deferred Tax Liabilities | 0 |
| Is Netincome Regular Fin Netparticipation Earnings Groupcomp Remainder | 0 | Increase Or Decrease In Stock Of Finished Goods And Work In Progress Tc Decrease Of Stock Of Orders In Progress And Construction Contracts In Progress | 0 |
| Is Netincome Regular Fin Netparticipation Earnings Groupcomp Remainder | 0 | Deferred Tax Assets | 0 |



RealRate

BAUINDUSTRIE 2017

Gesobau AG Konzern
Rank 170 of 232



| Input Variable | Value in TEUR |
|---|---------------|
| Is Netincome Regular Fin Netparticipation Earnings Particip Remainder | 0 |
| Is Netincome Regular Fin Netparticipation Earnings Remainder | 0 |
| Is Netincome Regular Fin Netparticipation Earningsecurities Remainder | 0 |
| Is Netincome Regular Fin Netparticipation Expensesassoc Remainder | 0 |
| Is Netincome Regular Fin Netparticipation Loss Assoc Remainder | 0 |
| Is Netincome Regular Fin Netparticipation Loss Remainder | 0 |
| Is Netincome Regular Fin Netparticipation Losses Remainder | 0 |
| Is Netincome Regular Fin Netparticipation Remainder | 0 |
| Is Netincome Regular Fin Remainder | 0 |
| Is Netincome Regular Operatingcogs Admincost Remainder | 0 |
| Is Netincome Regular Operatingcogs Grossoprofit Cogs Remainder | 0 |
| Is Netincome Regular Operatingcogs Grossoprofit Remainder | 0 |
| Is Netincome Regular Operatingcogs Remainder | 0 |
| Is Netincome Regular Operatingcogs Salescost Remainder | 0 |
| Is Netincome Regular Operatingtc Depramort Currass Remainder | 0 |

| Output Variable | Value in TEUR |
|--|---------------|
| Bs Ass Fixass Tan Landwithnonresidentialbuildings | 0 |
| Of Which Due After More Than5 Years | 0 |
| Of Which Due Between1 And5 Years | 0 |
| Due After More Than1 Year Liab_primary Item Total Above1year | 0 |
| Accounting_error | 0 |
| Bs Ass Fixass Tan Landbuildings Advpaym | 0 |
| Bs Ass Fixass Tan Landbuildings Buildings | 0 |
| Land Land Rights And Buildings Including Buildings On Third Party Land Buildings On Own Land And Land Rights | 0 |
| Land Land Rights And Buildings Including Buildings On Third Party Land | 29.123 |
| Bs Eqliab Otherspecres Other Adjustmentitem Capitalconsolidation | 17.155 |
| Bs Eqliab Otherspecres Other Adjustmentitem | 17.155 |
| Is Netincome Regular Operatingtc Grosstradingprofit Totaloutput Jointvent | 0 |
| Liab_primaryitem Bank Above1year Above5years | 0 |
| Liab_primaryitem Bank Above1year Upto5years | 0 |
| Liab_primaryitem Bank Above1year | 0 |
| Liab_primaryitem Bank | 0 |
| Total Liab_primary Item Total | 0 |
| Life Of Liabilities Dimension | 0 |
| Is Netincome Regular Operatingtc Grosstradingprofit Materialservices Discounts | 0 |



RealRate

BAUINDUSTRIE 2017

Gesobau AG Konzern
Rank 170 of 232



| Input Variable | Value in TEUR | Output Variable | Value in TEUR |
|--|---------------|--|---------------|
| Is Netincome Regular Operatingtc Depramort Fixass Extraordinary Remainder | 0 | Bs Ass Fixass Tan Advpaym | 31.385 |
| Is Netincome Regular Operatingtc Depramort Fixass Remainder | 0 | Bs Ass Fixass Fin Advpaymsharesinaffil | 0 |
| Is Netincome Regular Operatingtc Depramort Fixass Specific Except Otherintan Remainder | 0 | Payments Received On Account Of Orders Of Which Payments On Account | 0 |
| Is Netincome Regular Operatingtc Depramort Fixass Specific Except Remainder | 0 | Payments Received On Account Of Orders | 84.519 |
| Is Netincome Regular Operatingtc Depramort Fixass Specific Except Remainder | 0 | Liabilities Liabilities To Shareholders Liabilities To General Partners | 0 |
| Is Netincome Regular Operatingtc Depramort Fixass Specific Except Remainder | 0 | Liabilities Liabilities To Shareholders | 0 |
| Is Netincome Regular Operatingtc Depramort Fixass Specific Remainder | 0 | Is Netincome Consolidationdifference | 0 |
| Is Netincome Regular Operatingtc Depramort Fixass Specific Except Remainder | 0 | Bs Eqliab_ | 0 |
| Is Netincome Regular Operatingtc Depramort Fixass Specific Except Remainder | 0 | Tax Provisions Provision For Trade Tax | 0 |
| Is Netincome Regular Operatingtc Depramort Fixass Specific Except Remainder | 0 | Bs Eqliab Liab_ | 0 |
| Is Netincome Regular Operatingtc Depramort Fixass Specific Except Remainder | 0 | Bs Eqliab Liab Assoc | 0 |
| Is Netincome Regular Operatingtc Depramort Fixass Specific Except Remainder | 0 | General And Administrative Expenses Cos | 0 |
| Is Netincome Regular Operatingtc Depramort Fixass Specific Except Remainder | 0 | Cost Of Sales Cos | 0 |
| Is Netincome Regular Operatingtc Depramort Fixass Specific Except Remainder | 0 | Gross Profit On Sales Cos | 0 |
| Is Netincome Regular Operatingtc Depramort Fixass Specific Except Remainder | 0 | Selling Expenses Cos | 0 |
| Is Netincome Regular Operatingtc Depramort Fixass Specific Except Remainder | 0 | Operating Result Cos | 0 |
| Is Netincome Regular Operatingtc Depramort Fixass Specific Except Remainder | 0 | Is Netincome Regular Operatingtc Grosstradingloss Totaloutput Jointvent Remainder | 0 |
| Is Netincome Regular Operatingtc Depramort Fixass Specific Except Remainder | 0 | Is Netincome Regular Operatingtc Grosstradingloss Totaloutput | 0 |
| Is Netincome Regular Operatingtc Depramort Fixass Specific Except Remainder | 0 | Is Netincome Regular Operatingtc Grosstradingloss | 0 |
| Is Netincome Regular Operatingtc Depramort Fixass Specific Except Remainder | 0 | Cost Of Raw Materials Consumables And Supplies And Of Purchased Merchandise Tc Cost Of Purchased Merchandise | 0 |
| Is Netincome Regular Operatingtc Depramort Fixass Specific Except Remainder | 0 | | |



RealRate

BAUINDUSTRIE 2017

Gesobau AG Konzern
Rank 170 of 232




| Input Variable | Value in TEUR | Output Variable | Value in TEUR |
|--|---------------|--|---------------|
| Is Netincome Regular Operatingtc Grosstradingprofit Materialservices Material Purchased Remainder | 0 | Cost Of Raw Materials Consumables And Supplies And Of Purchased Merchandise Tc Cost Of Raw Materials Consumables And Supplies | 0 |
| Is Netincome Regular Operatingtc Grosstradingprofit Materialservices Material Rawmatconssup Remainder | 0 | Cost Of Raw Materials Consumables And Supplies And Of Purchased Merchandise Tc | 0 |
| Is Netincome Regular Operatingtc Grosstradingprofit Materialservices Material Remainder | 0 | Cost Of Materials Tc | 0 |
| Is Netincome Regular Operatingtc Grosstradingprofit Materialservices Misc Remainder | 0 | Increase Or Decrease In Stock Of Finished Goods And Work In Progress Tc | 0 |
| Is Netincome Regular Operatingtc Grosstradingprofit Materialservices Remainder | 0 | Other Own Work Capitalised Tc | 0 |
| Is Netincome Regular Operatingtc Grosstradingprofit Materialservices Services Care Remainder | 0 | Gross Revenue For The Period Tc | 0 |
| Is Netincome Regular Operatingtc Grosstradingprofit Materialservices Services Landforsale Remainder | 0 | Gross Profit Tc | 0 |
| Is Netincome Regular Operatingtc Grosstradingprofit Materialservices Services Municipalmanagement Remainder | 0 | Other Operating Expenses Tc | 0 |
| Is Netincome Regular Operatingtc Grosstradingprofit Materialservices Services Nursing Remainder | 0 | Wages And Salaries Tc | 0 |
| Is Netincome Regular Operatingtc Grosstradingprofit Materialservices Services Other Remainder | 0 | Personnel Expenses Tc | 0 |
| Is Netincome Regular Operatingtc Grosstradingprofit Materialservices Services Otherservices Remainder | 0 | Operating Result Tc | 0 |
| | | Is Netincome Regular | 0 |
| | | Other Special Reserves Other Special Reserves | 17.155 |
| | | Other Special Reserves Special Reserve For Capitalised Treasury Shares | 0 |
| | | Other Special Reserves Contributions To Implement A Capital Increase | 0 |
| | | Other Special Reserves Special Reserve For Investment Grants And Premiums | 0 |
| | | Other Special Reserves | 17.155 |
| | | Is Netincome Ebit | 0 |
| | | Ausgleichsposten_fuer_anteile_anderer_ gesellschafter | 0 |
| | | Shares In Affiliated Companies Shares In Corporations | 0 |
| | | Shares In Affiliated Companies | 2.930 |



RealRate

BAUINDUSTRIE 2017

Gesobau AG Konzern
Rank 170 of 232



| Input Variable | Value in TEUR |
|--|---------------|
| Is Netincome Regular Operatingtc Grosstradingprofit Materialservices Services Propertymanagement Remainder | 0 |
| Is Netincome Regular Operatingtc Grosstradingprofit Materialservices Services Propertysales Remainder | 0 |
| Is Netincome Regular Operatingtc Grosstradingprofit Materialservices Services Remainder | 0 |
| Is Netincome Regular Operatingtc Grosstradingprofit Materialservices_ Remainder | 0 |
| Is Netincome Regular Operatingtc Grosstradingprofit Remainder | 0 |
| Is Netincome Regular Operatingtc Grosstradingprofit Totaloutput Inventorychange Decreaseconstructioninprogress Remainder | 0 |
| Is Netincome Regular Operatingtc Grosstradingprofit Totaloutput Inventorychange Remainder | 0 |
| Is Netincome Regular Operatingtc Grosstradingprofit Totaloutput Jointvent Remainder | 0 |
| Is Netincome Regular Operatingtc Grosstradingprofit Totaloutput Netsales Care Remainder | 0 |
| Is Netincome Regular Operatingtc Grosstradingprofit Totaloutput Netsales Nursing Remainder | 0 |


| Output Variable | Value in TEUR |
|---|---------------|
| Capital Reserves Reserves Cap Res | 0 |
| Corporation Reserves | 0 |
| Dim_parentdrs22k Accgroupstatement | 0 |
| Dim_parentdrs22k | 0 |
| Bs Ass Fixass Fin Participassoc | 0 |
| Deferred Tax Liabilities | 3.556 |
| Long Term Securities | 0 |
| Land And Land Rights With Residential Buildings Wuv | 1.524.767 |
| Excess Of Plan Assets Over Pension Liability | 0 |
| Deficit Not Covered By Equity Loss Participation Not Covered By Capital Contributions Withdrawals Not Covered By Capital Contributions Compensations Not Covered By Capital Contributions | 0 |
| Bs Ass Fixass Fin Loans | 0 |
| Bs Ass Fixass Fin Advpaym | 0 |
| Loans To Other Long Term Investees And Investors | 0 |
| Loans To Shareholders | 0 |
| Other Long Term Financial Assets Shares In Cooperatives | 0 |
| Other Long Term Financial Assets Pension Liability Claims From Life Insurance Policies | 0 |
| Other Long Term Financial Assets | 0 |
| Other Long Term Equity Investments | 0 |
| Long Term Financial Assets | 6.897 |
| Buildings On Third Party Land | 0 |
| Construction Preparatory Costs | 14.921 |
| Prepayments And Assets Under Construction | 62.018 |



RealRate

BAUINDUSTRIE 2017

Gesobau AG Konzern
Rank 170 of 232




| Input Variable | Value in TEUR | Output Variable | Value in TEUR |
|--|---------------|--|---------------|
| Is Netincome Regular Operatingtc Grosstradingprofit Totaloutput Netsales Propertymanagement Remainder | 0 | Land And Land Rights With Business Buildings And Other Buildings | 11.478 |
| Is Netincome Regular Operatingtc Grosstradingprofit Totaloutput Netsales Propertymanagementrefugeehotel Remainder | 0 | Land With Third Party Heritable Building Rights | 1.595 |
| Is Netincome Regular Operatingtc Grosstradingprofit Totaloutput Netsales Propertysales Remainder | 0 | Bs Ass Fixass Tan Landwithheritablebuil dingrights_buildingthirdpartyland | 0 |
| Is Netincome Regular Operatingtc Grosstradingprofit Totaloutput Netsales Propertymanagementrefugeehotel Remainder | 0 | Land And Land Rights Without Buildings | 29.123 |
| Is Netincome Regular Operatingtc Grosstradingprofit Totaloutput Netsales Propertymanagementrefugeehotel Remainder | 0 | Other Tangible Fixed Assets | 744 |
| Is Netincome Regular Operatingtc Grosstradingprofit Totaloutput Netsales Propertymanagementrefugeehotel Remainder | 0 | Tangible Fixed Assets | 1.680.385 |
| Is Netincome Regular Operatingtc Grosstradingprofit Totaloutput Netsales Propertymanagementrefugeehotel Remainder | 0 | Fixed Assets | 1.691.249 |
| Is Netincome Regular Operatingtc Grosstradingprofit Totaloutput Netsales Propertymanagementrefugeehotel Remainder | 0 | Other Assets | 0 |
| Is Netincome Regular Operatingtc Grosstradingprofit Totaloutput Netsales Propertymanagementrefugeehotel Remainder | 0 | Prepaid Expenses | 1.466 |
| Is Netincome Regular Operatingtc Grosstradingprofit Totaloutput Netsales_ Remainder | 0 | Assets | 1.825.757 |
| Is Netincome Regular Operatingtc Grosstradingprofit Totaloutput Ownwork Remainder | 0 | Taxes On Income Recognised Deferred Taxes Income From Change In Deferred Taxes | 0 |
| Is Netincome Regular Operatingtc Grosstradingprofit Totaloutput Ownwork Remainder | 0 | Taxes On Income Recognised Deferred Taxes | 0 |
| Is Netincome Regular Operatingtc Grosstradingprofit Totaloutput Remainder | 0 | Taxes On Income | 0 |
| Is Netincome Regular Operatingtc Grosstradingprofit Totaloutput Remainder | 0 | Tax Provisions | 1.631 |
| Is Netincome Regular Operatingtc Grosstradingprofit Totaloutput Remainder | 0 | Trade Payables From Care | 8,2 |
| Is Netincome Regular Operatingtc Grosstradingprofit Totaloutput Remainder | 0 | Trade Payables | 14.412 |
| Is Netincome Regular Operatingtc Grosstradingprofit Totaloutput Remainder | 0 | Bs Eqliab Liab Lease | 4.628 |
| Is Netincome Regular Operatingtc Grosstradingprofit Totaloutput Remainder | 0 | Liabilities On Bills Accepted And Drawn | 0 |
| Is Netincome Regular Operatingtc Grosstradingprofit Totaloutput Remainder | 0 | Guv_ertregergebnisabfuehrung | 0 |
| Is Netincome Regular Operatingtc Grosstradingprofit Totaloutput Remainder | 0 | Liabilities To Other Long Term Investees And Investors | 0 |
| Is Netincome Regular Operatingtc Grosstradingprofit Totaloutput Remainder | 0 | Bs Eqliab Accruals_ | 0 |
| Is Netincome Regular Operatingtc Grosstradingprofit Totaloutput Remainder | 0 | Bs Eqliab Accruals Construction | 0 |
| Is Netincome Regular Operatingtc Grosstradingprofit Totaloutput Remainder | 0 | Provisions Provisions For Buildings Maintenance | 68.176 |
| Is Netincome Regular Operatingtc Grosstradingprofit Totaloutput Remainder | 0 | Other Provisions | 22.413 |




RealRate

BAUINDUSTRIE 2017

Gesobau AG Konzern
Rank 170 of 232



| Input Variable | Value in TEUR | Output Variable | Value in TEUR |
|--|---------------|--|---------------|
| Is Netincome Regular Operatingtc Remainder | 0 | Provisions For Pensions And Similar Obligations | 2.175 |
| Is Netincome Regular Operatingtc Staff Remainder | 0 | Provisions | 94.395 |
| Is Netincome Regular Operatingtc Staff Salaries Remainder | 0 | Deferred Income | 8.389 |
| Is Netincome Regular Operatingtc Staff Social Pensions Remainder | 0 | Liabilities Of Which Due After More Than1 Year | 0 |
| Is Netincome Regular Operatingtc Staff Social Remainder | 0 | Liabilities To Affiliated Companies | 0 |
| Is Netincome Regular Remainder | 0 | Bs Eqliab Liab Leasingcompanies | 0 |
| Is Netincome Remainder | 0 | Liabilities Other Miscellaneous Debt Instruments | 0 |
| Is Netincome Tax Deferred Addition Remainder | 0 | Bs Eqliab Liab Payers | 0 |
| Is Netincome Tax Deferred Remainder | 0 | Liabilities To Silent Partners | 0 |
| Is Netincome Tax Remainder | 0 | Bs Eqliab Liab Trustliabilities | 0 |
| Is Netincome Thereoffminorityintloss Remainder | 0 | Liabilities Of Which Due Within1 Year | 0 |
| Is Netincome Thereoffminorityintprofit Remainder | 0 | Liabilities | 1.244.546 |
| Is Remainder | 0 | Total Balance Total Equity And Liabilities | 1.825.757 |
| Liab_primaryitem Bank Above1year Above5years Remainder | 0 | Is Netincome Othertaxes Earnings | 0 |
| Liab_primaryitem Bank Above1year Remainder | 0 | Is Netincome Ebt | 0 |
| Liab_primaryitem Bank Above1year Upto5years Remainder | 0 | Profit And Loss Transfer Subsidiary Profit Transferred Under Profit Pooling Profit And Loss Transfer Or Partial Profit Transfer Agreements | 0 |
| Liab_primaryitem Bank Remainder | 0 | Profit And Loss Transfer Subsidiary | 0 |
| Liab_primaryitem Remainder | 0 | Other Taxes | 0 |
| Liab_primaryitem Total Above1year Above5years Remainder | 0 | Is Netincome Priortoincomesharing | 0 |
| Liab_primaryitem Total Above1year Remainder | 0 | Expenses For The Cession Of Profit Participation Capital | 0 |
| | | Is Netincome Thereoffminorityintloss | 0 |
| | | Is Netincome Thereoffminorityintprofit | 0 |
| | | Net Income | 0 |
| | | Income Statement | 0 |
| | | Contingent Liabilities From Guarantees | 0 |



| Input Variable | Value in TEUR | Output Variable | Value in TEUR |
|--|---------------|---|---------------|
| Liab_primaryitem Total Above1year Upto5years Remainder | 0 | Net Retained Profits Net Accumulated Losses P L | 0 |
| Liab_primaryitem Total Remainder | 0 | Appropriation Of Net Profit | 0 |
| Mezzaninekapital Remainder | 0 | Sonstige_kapitalkonten | 0 |
| Nt Employeesaverageperiod Remainder | 0 | Verguetung_des_mezzaninekapitals | 0 |
| Nt Remainder | 0 | Contingent Liabilities | 0 |
| Sonstige_kapitalkonten Remainder | 0 | Balance Sheet | 1.825.757 |
| Treuhandverbindlichkeiten Remainder | 0 | Ausserordentliches_ergebnis | 0 |
| Treuhandvermoegen Remainder | 0 | Stockholders Equity | 581.211 |
| Verbindlichkeiten Remainder | 0 | BaseVar | 1.535.152 |
| Verguetung_des_mezzaninekapitals Remainder | 0 | Economic Capital Ratio before Limited Liability | 44% |
| | | Economic Capital Ratio | 67% |