

RealRate Inc., 2040 Martin Ave., Santa Clara, CA 95050



RealRate

June 24, 2025


To the Marketing Department
Stran Company Inc
2 HERITAGE DRIVE
SUITE 600
QUINCY, MA 02171
USA

Stran Company Inc TOP Rated in the US Advertising Ranking

Dear Sir or Madam,

at RealRate we have just published the 2025 US Advertising ranking. I am happy to inform you that Stran Company Inc has been TOP Rated at rank 3 out of 18.

Overall, 18 US companies were analyzed with respect to their financial strength. The complete rating is published at <https://www.realrate.ai/rankings>. Your individual rating report, showing your strengths compared to your competitors is attached.



RealRate is an international rating agency based in Santa Clara and Berlin. We use artificial intelligence to create fair and explainable company ratings. Customers highly appreciate the RealRate rating seal: only the strongest companies are able to offer highly attractive and innovative products with top customer services. Billion dollar companies rely on our rating and build trust with their customers.

You too can acquire the RealRate seal and advertise with it. We only reach out to the top-rated companies, like yours and only those may subscribe for our seal. Save a lot of money and effort compared to traditional rating agencies: get a RealRate seal for just \$9,900. Simply sign the attached order form and send it back via email.

I took the liberty of sending an identical letter to the CEO. Please feel free to book a short video call with me: <https://calendly.com/holger-bartel>


Sincerely,

Dr. Holger Bartel, CEO

RealRate Seal Subscription

RealRate Inc.
2040 Martin Ave., Santa Clara, California 95050, USA
Via email to: holger.bartel@realrate.ai

We subscribe to the Advertising RealRate rating for Stran Company Inc. The subscription comprises the annual rating update. The invoice will be sent annually, provided that a TOP rating is achieved again. The subscription can be cancelled by written letter, effective for the following year.



RealRate provides the rating seal as a scalable vector graphic. It can be used without any restrictions by Stran Company Inc (Customer) for all promotional purposes, i.e. in product brochures, presentations, websites and broadcasting.

Item	2025 US Advertising RealRate rating seal for Stran Company Inc
Amount	USD 9,900
Order no.	2025-0001872525

Amounts payable by Customer are exclusive of taxes. Customer is responsible for all his taxes and will pay such amounts invoiced by RealRate.

Billing address

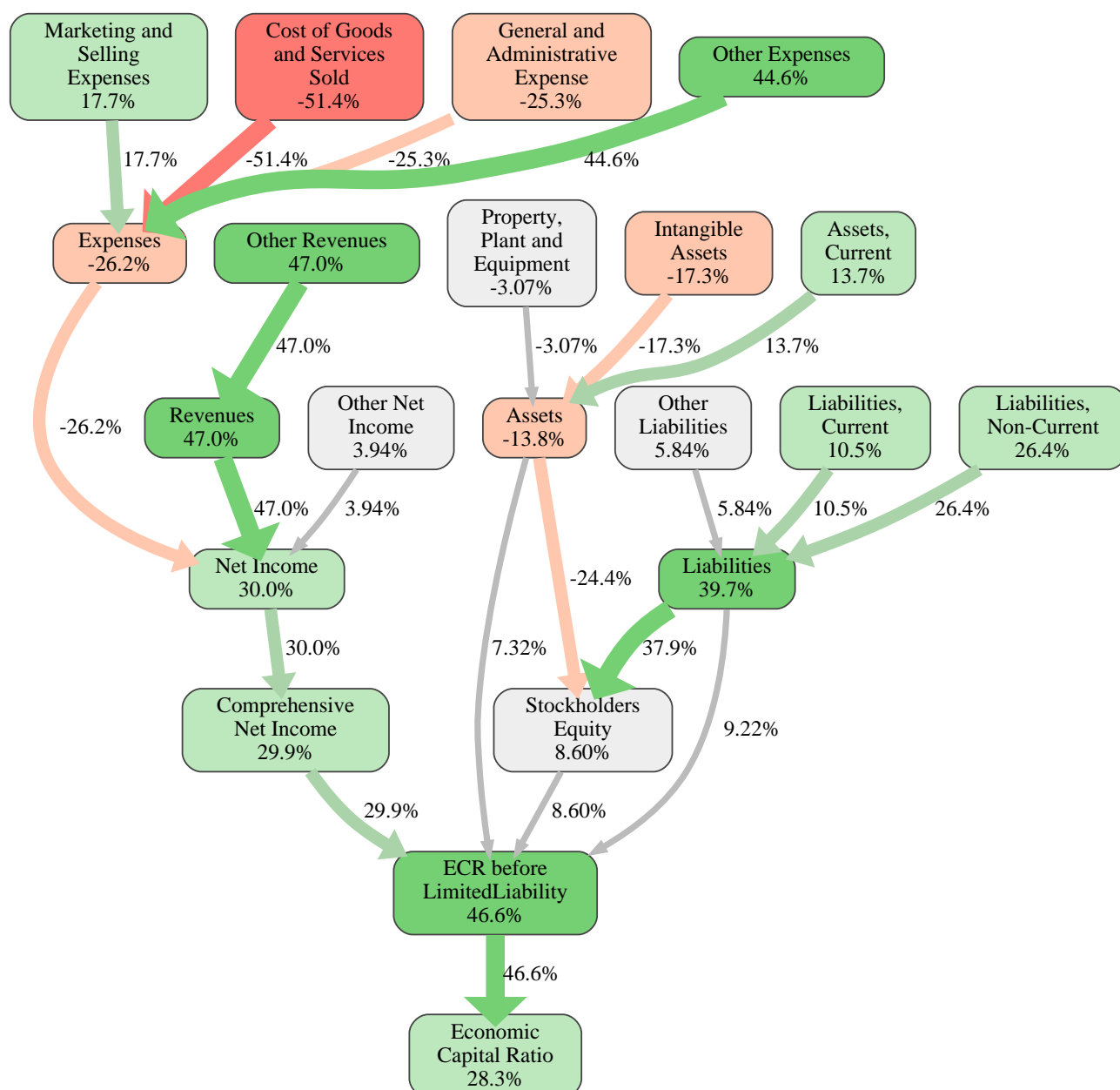
Company name	Full name
Street address	Department
City	Phone number
State / province	Email address
ZIP code	
Country	

Shipping address

The electronic RealRate rating seal and the invoice will be sent to
Delivery email

Stran Company Inc

Date, location, name



The relative strengths and weaknesses of Stran Company Inc are analyzed with respect to the market average, including all of its competitors. We analyzed all variables having an effect on the Economic Capital Ratio.

The greatest strength of Stran Company Inc compared to the market average is the variable Other Revenues, increasing the Economic Capital Ratio by 47% points. The greatest weakness of Stran Company Inc is the variable Cost of Goods and Services Sold, reducing the Economic Capital Ratio by 51% points.

The company's Economic Capital Ratio, given in the ranking table, is 120%, being 28% points above the market average of 92%.

Input Variable	Value in 1000 USD
Assets, Current	45,482
Assets, Non-Current	23
Cost of Goods and Services Sold	56,841
General and Administrative Expense	30,707
Intangible Assets	3,118
Liabilities, Current	22,195
Liabilities, Non-Current	1,312
Marketing and Selling Expenses	0
Other Assets	4,824
Other Compr. Net Income	3.0
Other Expenses	5.0
Other Liabilities	0
Other Net Income	759
Other Revenues	82,654
Property, Plant and Equipment	1,701

Output Variable	Value in 1000 USD
Assets	55,148
Liabilities	23,507
Expenses	87,553
Revenues	82,654
Stockholders Equity	31,641
Net Income	-4,140
Comprehensive Net Income	-4,137
ECR before Limited Liability	52%
Economic Capital Ratio	120%