

RealRate Inc., 2040 Martin Ave., Santa Clara, CA 95050



RealRate

April 23, 2026


To the CEO
Angi Inc
555 WEST 18TH STREET
NEW YORK, NY 10011
USA

Angi Inc TOP Rated in the US Advertising Ranking

Dear Sir or Madam,

at RealRate we have just published the 2026 US Advertising ranking. I am happy to inform you that Angi Inc has been TOP Rated at rank 1 out of 16.

Overall, 16 US companies were analyzed with respect to their financial strength. The complete rating is published at <https://www.realrate.ai/rankings>. Your individual rating report, showing your strengths compared to your competitors is attached.



RealRate is an international rating agency based in Santa Clara and Berlin. We use artificial intelligence to create fair and explainable company ratings. Customers highly appreciate the RealRate rating seal: only the strongest companies are able to offer highly attractive and innovative products with top customer services. Billion dollar companies rely on our rating and build trust with their customers.

You too can acquire the RealRate seal and advertise with it. We only reach out to the top-rated companies, like yours and only those may subscribe for our seal. Save a lot of money and effort compared to traditional rating agencies: get a RealRate seal for just \$9,900. Simply sign the attached order form and send it back via email.

I took the liberty of sending an identical letter to the Marketing Department. Please feel free to book a short video call with me: <https://calendly.com/holger-bartel>


Sincerely,

Dr. Holger Bartel, CEO

RealRate Seal Subscription

RealRate Inc.
2040 Martin Ave., Santa Clara, California 95050, USA
Via email to: holger.bartel@realrate.ai

We subscribe to the Advertising RealRate rating for Angi Inc. The subscription comprises the annual rating update. The invoice will be sent annually, provided that a TOP rating is achieved again. The subscription can be cancelled by written letter, effective for the following year.



RealRate provides the rating seal as a scalable vector graphic. It can be used without any restrictions by Angi Inc (Customer) for all promotional purposes, i.e. in product brochures, presentations, websites and broadcasting.

Item **2026 US Advertising RealRate rating seal for Angi Inc**
Amount **USD 9,900**
Order no. 2026-0001705110

Amounts payable by Customer are exclusive of taxes. Customer is responsible for all his taxes and will pay such amounts invoiced by RealRate.

Billing address

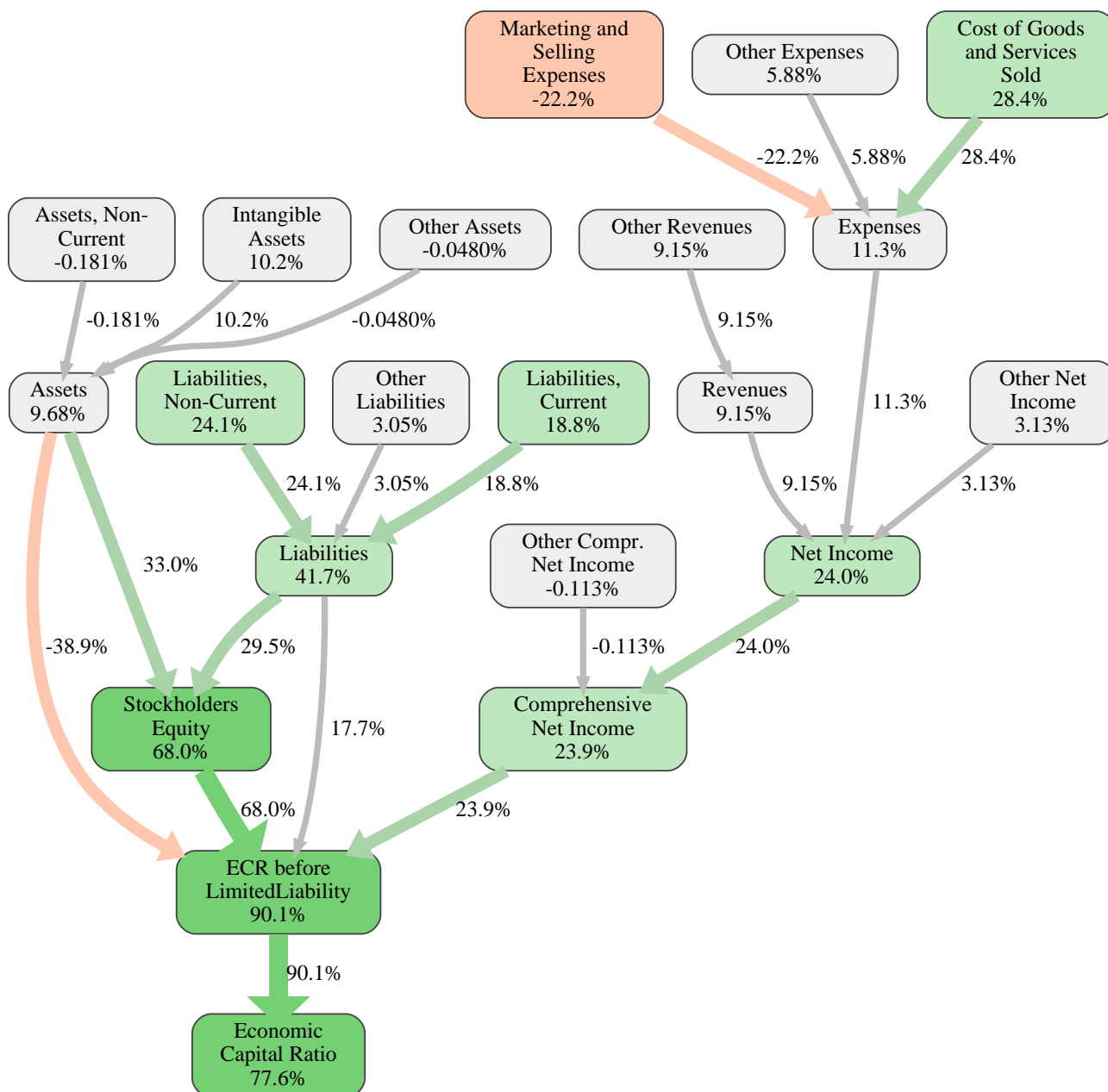
Company name	Full name
Street address	Department
City	Phone number
State / province	Email address
ZIP code	
Country	

Shipping address

The electronic RealRate rating seal and the invoice will be sent to
Delivery email

Angi Inc

Date, location, name



The relative strengths and weaknesses of Angi Inc are analyzed with respect to the market average, including all of its competitors. We analyzed all variables having an effect on the Economic Capital Ratio.

The greatest strength of Angi Inc compared to the market average is the variable Stockholders Equity, increasing the Economic Capital Ratio by 68% points. The greatest weakness of Angi Inc is the variable Marketing and Selling Expenses, reducing the Economic Capital Ratio by 22% points.

The company's Economic Capital Ratio, given in the ranking table, is 157%, being 78% points above the market average of 80%.

Input Variable	Value in 1000 USD
Assets, Current	366,382
Assets, Non-Current	31,448
Cost of Goods and Services Sold	47,436
General and Administrative Expense	262,878
Intangible Assets	1,057,208
Liabilities, Current	222,438
Liabilities, Non-Current	0
Marketing and Selling Expenses	507,546
Other Assets	126,229
Other Compr. Net Income	0
Other Expenses	186,433
Other Liabilities	0
Other Net Income	17,590
Other Revenues	1,030,535
Property, Plant and Equipment	99,101

Output Variable	Value in 1000 USD
Assets	1,680,368
Liabilities	222,438
Expenses	1,004,293
Revenues	1,030,535
Stockholders Equity	1,457,930
Net Income	43,832
Comprehensive Net Income	43,832
BaseVar	1,977,612
ECR before LimitedLiability	113%
Economic Capital Ratio	157%