

RealRate Inc., 2040 Martin Ave., Santa Clara, CA 95050



RealRate

April 20, 2026


To the CEO
Apple Inc
ONE APPLE PARK WAY
CUPERTINO, CA 95014
USA

Apple Inc TOP Rated in the US Computers Ranking

Dear Sir or Madam,

at RealRate we have just published the 2026 US Computers ranking. I am happy to inform you that Apple Inc has been TOP Rated at rank 1 out of 17.

Overall, 17 US companies were analyzed with respect to their financial strength. The complete rating is published at <https://www.realrate.ai/rankings>. Your individual rating report, showing your strengths compared to your competitors is attached.



RealRate is an international rating agency based in Santa Clara and Berlin. We use artificial intelligence to create fair and explainable company ratings. Customers highly appreciate the RealRate rating seal: only the strongest companies are able to offer highly attractive and innovative products with top customer services. Billion dollar companies rely on our rating and build trust with their customers.

You too can acquire the RealRate seal and advertise with it. We only reach out to the top-rated companies, like yours and only those may subscribe for our seal. Save a lot of money and effort compared to traditional rating agencies: get a RealRate seal for just \$9,900. Simply sign the attached order form and send it back via email.

I took the liberty of sending an identical letter to the Marketing Department. Please feel free to book a short video call with me: <https://calendly.com/holger-bartel>


Sincerely,

Dr. Holger Bartel, CEO

RealRate Seal Subscription

RealRate Inc.
2040 Martin Ave., Santa Clara, California 95050, USA
Via email to: holger.bartel@realrate.ai

We subscribe to the Computers RealRate rating for Apple Inc. The subscription comprises the annual rating update. The invoice will be sent annually, provided that a TOP rating is achieved again. The subscription can be cancelled by written letter, effective for the following year.



RealRate provides the rating seal as a scalable vector graphic. It can be used without any restrictions by Apple Inc (Customer) for all promotional purposes, i.e. in product brochures, presentations, websites and broadcasting.

Item **2026 US Computers RealRate rating seal for Apple Inc**
Amount **USD 9,900**
Order no. 2026-0000320193

Amounts payable by Customer are exclusive of taxes. Customer is responsible for all his taxes and will pay such amounts invoiced by RealRate.

Billing address

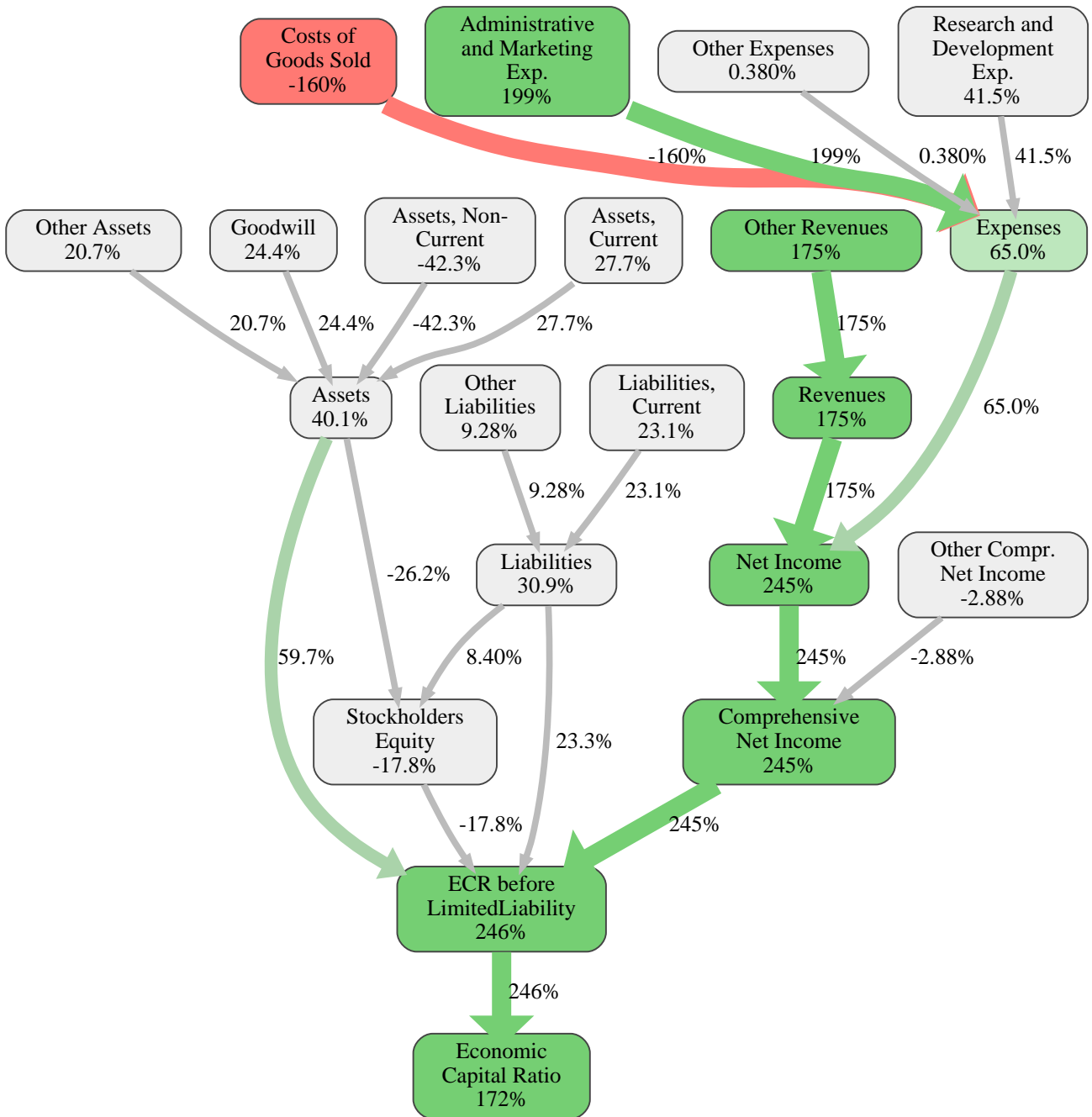
Company name	Full name
Street address	Department
City	Phone number
State / province	Email address
ZIP code	
Country	

Shipping address

The electronic RealRate rating seal and the invoice will be sent to
Delivery email

Apple Inc

Date, location, name





The relative strengths and weaknesses of Apple Inc are analyzed with respect to the market average, including all of its competitors. We analyzed all variables having an effect on the Economic Capital Ratio.

The greatest strength of Apple Inc compared to the market average is the variable Net Income, increasing the Economic Capital Ratio by 245% points. The greatest weakness of Apple Inc is the variable Costs of Goods Sold, reducing the Economic Capital Ratio by 160% points.

The company's Economic Capital Ratio, given in the ranking table, is 430%, being 172% points above the market average of 258%.

Input Variable	Value in 1000 USD
Administrative and Marketing Exp.	27,601,000
Assets, Current	147,957,000
Assets, Non-Current	211,284,000
Costs of Goods Sold	220,960,000
Goodwill	0
Liabilities, Current	165,631,000
Liabilities, Non-Current	119,877,000
Other Assets	0
Other Compr. Net Income	1,601,000
Other Expenses	20,719,000
Other Liabilities	0
Other Net Income	-321,000
Other Revenues	416,161,000
Research and Development Exp.	34,550,000

Output Variable	Value in 1000 USD
Liabilities	285,508,000
Assets	359,241,000
Expenses	303,830,000
Revenues	416,161,000
Stockholders Equity	73,733,000
Net Income	112,010,000
Comprehensive Net Income	113,611,000
BaseVar	3,397,723,880
ECR before LimitedLiability	312%
Economic Capital Ratio	430%