

RealRate Inc., 2040 Martin Ave., Santa Clara, CA 95050



**RealRate**

April 20, 2026


To the Marketing Department  
Wetouch Technology Inc  
C/O 500 FIFTH AVE  
SUITE 938  
NEW YORK, NY 10110  
USA

### **Wetouch Technology Inc TOP Rated in the US Computers Ranking**

Dear Sir or Madam,

at RealRate we have just published the 2026 US Computers ranking. I am happy to inform you that Wetouch Technology Inc has been TOP Rated at rank 3 out of 17.

Overall, 17 US companies were analyzed with respect to their financial strength. The complete rating is published at <https://www.realrate.ai/rankings>. Your individual rating report, showing your strengths compared to your competitors is attached.



# wetouch

RealRate is an international rating agency based in Santa Clara and Berlin. We use artificial intelligence to create fair and explainable company ratings. Customers highly appreciate the RealRate rating seal: only the strongest companies are able to offer highly attractive and innovative products with top customer services. Billion dollar companies rely on our rating and build trust with their customers.

You too can acquire the RealRate seal and advertise with it. We only reach out to the top-rated companies, like yours and only those may subscribe for our seal. Save a lot of money and effort compared to traditional rating agencies: get a RealRate seal for just \$9,900. Simply sign the attached order form and send it back via email.

I took the liberty of sending an identical letter to the CEO. Please feel free to book a short video call with me: <https://calendly.com/holger-bartel>


Sincerely,

Dr. Holger Bartel, CEO

# RealRate Seal Subscription

RealRate Inc.  
2040 Martin Ave., Santa Clara, California 95050, USA  
Via email to: [holger.bartel@realrate.ai](mailto:holger.bartel@realrate.ai)

We subscribe to the Computers RealRate rating for Wetouch Technology Inc. The subscription comprises the annual rating update. The invoice will be sent annually, provided that a TOP rating is achieved again. The subscription can be cancelled by written letter, effective for the following year.



# wetouch

RealRate provides the rating seal as a scalable vector graphic. It can be used without any restrictions by Wetouch Technology Inc (Customer) for all promotional purposes, i.e. in product brochures, presentations, websites and broadcasting.

Item           **2026 US Computers RealRate rating seal for Wetouch Technology Inc**  
Amount       **USD 9,900**  
Order no.    2026-0001826660

Amounts payable by Customer are exclusive of taxes. Customer is responsible for all his taxes and will pay such amounts invoiced by RealRate.

## Billing address

Company name	Full name
Street address	Department
City	Phone number
State / province	Email address
ZIP code	
Country	

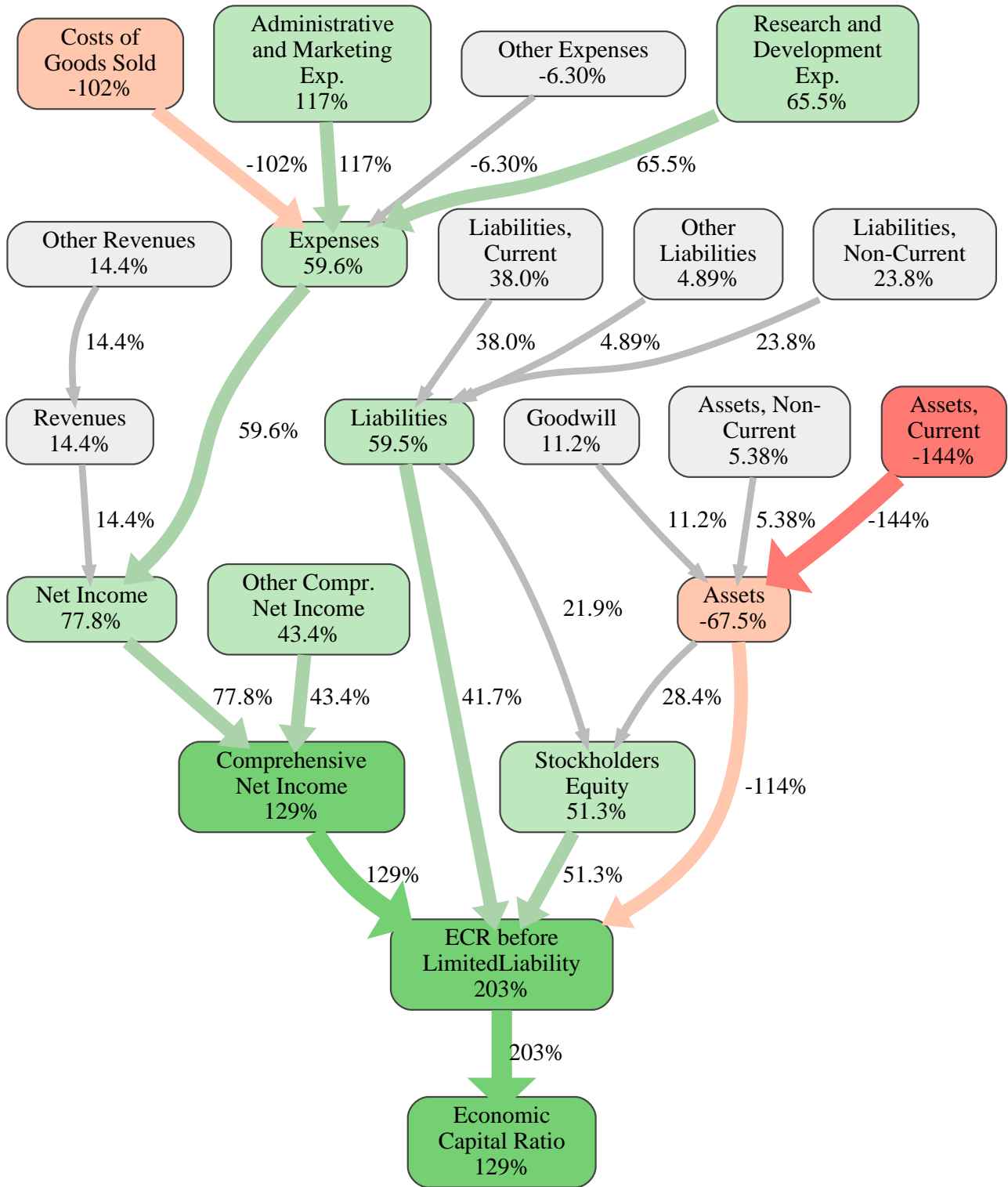
## Shipping address

The electronic RealRate rating seal and the invoice will be sent to  
Delivery email

Wetouch Technology Inc

---

Date, location, name



The relative strengths and weaknesses of Wetouch Technology Inc are analyzed with respect to the market average, including all of its competitors. We analyzed all variables having an effect on the Economic Capital Ratio.

The greatest strength of Wetouch Technology Inc compared to the market average is the variable Comprehensive Net Income, increasing the Economic Capital Ratio by 129% points. The greatest weakness of Wetouch Technology Inc is the variable Assets, Current, reducing the Economic Capital Ratio by 144% points.

The company's Economic Capital Ratio, given in the ranking table, is 387%, being 129% points above the market average of 258%.

Input Variable	Value in 1000 USD
Administrative and Marketing Exp.	3,835
Assets, Current	126,103
Assets, Non-Current	0
Costs of Goods Sold	30,766
Goodwill	0
Liabilities, Current	3,244
Liabilities, Non-Current	0
Other Assets	14,534
Other Compr. Net Income	5,647
Other Expenses	3,568
Other Liabilities	0
Other Net Income	193
Other Revenues	45,137
Research and Development Exp.	0

Output Variable	Value in 1000 USD
Liabilities	3,244
Assets	140,637
Expenses	38,169
Revenues	45,137
Stockholders Equity	137,393
Net Income	7,161
Comprehensive Net Income	12,808
BaseVar	451,700
ECR before LimitedLiability	247%
Economic Capital Ratio	387%