

RealRate Inc., 2040 Martin Ave., Santa Clara, CA 95050



**RealRate**

April 23, 2026


To the Marketing Department  
Pharma Bio Serv Inc  
INDUSTRIAL ZONE STREET 1  
LOT 14  
DORADO, PR 00646  
USA

### **Pharma Bio Serv Inc TOP Rated in the US Consulting & Services Ranking**

Dear Sir or Madam,

at RealRate we have just published the 2026 US Consulting & Services ranking. I am happy to inform you that Pharma Bio Serv Inc has been TOP Rated at rank 2 out of 18.

Overall, 18 US companies were analyzed with respect to their financial strength. The complete rating is published at <https://www.realrate.ai/rankings>. Your individual rating report, showing your strengths compared to your competitors is attached.



RealRate is an international rating agency based in Santa Clara and Berlin. We use artificial intelligence to create fair and explainable company ratings. Customers highly appreciate the RealRate rating seal: only the strongest companies are able to offer highly attractive and innovative products with top customer services. Billion dollar companies rely on our rating and build trust with their customers.

You too can acquire the RealRate seal and advertise with it. We only reach out to the top-rated companies, like yours and only those may subscribe for our seal. Save a lot of money and effort compared to traditional rating agencies: get a RealRate seal for just \$9,900. Simply sign the attached order form and send it back via email.

I took the liberty of sending an identical letter to the CEO. Please feel free to book a short video call with me: <https://calendly.com/holger-bartel>


Sincerely,

Dr. Holger Bartel, CEO

# RealRate Seal Subscription

RealRate Inc.  
2040 Martin Ave., Santa Clara, California 95050, USA  
Via email to: [holger.bartel@realrate.ai](mailto:holger.bartel@realrate.ai)

We subscribe to the Consulting & Services RealRate rating for Pharma Bio Serv Inc. The subscription comprises the annual rating update. The invoice will be sent annually, provided that a TOP rating is achieved again. The subscription can be cancelled by written letter, effective for the following year.



RealRate provides the rating seal as a scalable vector graphic. It can be used without any restrictions by Pharma Bio Serv Inc (Customer) for all promotional purposes, i.e. in product brochures, presentations, websites and broadcasting.

Item           **2026 US Consulting & Services RealRate rating seal for Pharma Bio Serv Inc**  
Amount       **USD 9,900**  
Order no.    2026-0001304161

Amounts payable by Customer are exclusive of taxes. Customer is responsible for all his taxes and will pay such amounts invoiced by RealRate.

## Billing address

Company name	Full name
Street address	Department
City	Phone number
State / province	Email address
ZIP code	
Country	

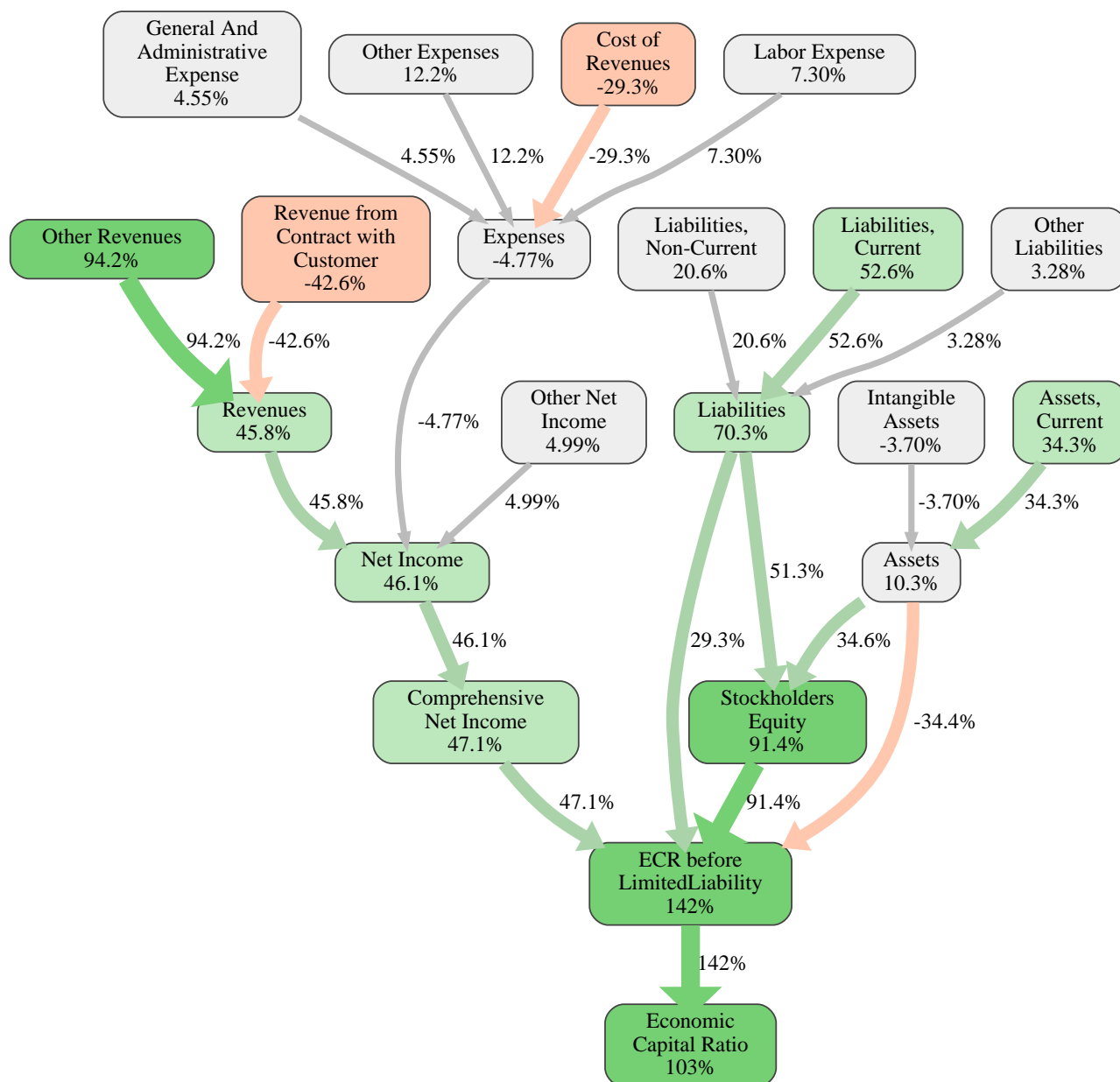
## Shipping address

The electronic RealRate rating seal and the invoice will be sent to  
Delivery email

Pharma Bio Serv Inc

---

Date, location, name





**Pharma Bio Serv Inc**  
**Rank 2 of 18**

The relative strengths and weaknesses of Pharma Bio Serv Inc are analyzed with respect to the market average, including all of its competitors. We analyzed all variables having an effect on the Economic Capital Ratio.

The greatest strength of Pharma Bio Serv Inc compared to the market average is the variable Other Revenues, increasing the Economic Capital Ratio by 94% points. The greatest weakness of Pharma Bio Serv Inc is the variable Revenue from Contract with Customer, reducing the Economic Capital Ratio by 43% points.

The company's Economic Capital Ratio, given in the ranking table, is 239%, being 103% points above the market average of 136%.

Input Variable	Value in 1000 USD	Output Variable	Value in 1000 USD
Assets, Current	13,387	Assets	13,653
Assets, Noncurrent	237	Liabilities	1,739
Cost of Revenues	6,091	Expenses	9,645
General And Administrative Expense	3,548	Revenues	9,544
Intangible Assets	0	Stockholders Equity	11,914
Labor Expense	0	Net Income	-100
Liabilities, Current	1,739	Comprehensive Net Income	-85
Liabilities, Non-Current	0	BaseVar	23,252
Operating Lease Assets	29	ECR before LimitedLiability	182%
Other Assets	0	Economic Capital Ratio	239%
Other Compr. Net Income	16		
Other Expenses	6.2		
Other Liabilities	0		
Other Net Income	0		
Other Revenues	9,544		
Revenue from Contract with Customer	0		
Revenue from Reimbursement	0		