

RealRate Inc., 2040 Martin Ave., Santa Clara, CA 95050



RealRate

April 23, 2026


To the Marketing Department
Castellum Inc
1934 OLD GALLOWS ROAD
SUITE 350
VIENNA, VA 22182
USA

Castellum Inc TOP Rated in the US Consulting & Services Ranking

Dear Sir or Madam,

at RealRate we have just published the 2026 US Consulting & Services ranking. I am happy to inform you that Castellum Inc has been TOP Rated at rank 3 out of 18.

Overall, 18 US companies were analyzed with respect to their financial strength. The complete rating is published at <https://www.realrate.ai/rankings>. Your individual rating report, showing your strengths compared to your competitors is attached.



RealRate is an international rating agency based in Santa Clara and Berlin. We use artificial intelligence to create fair and explainable company ratings. Customers highly appreciate the RealRate rating seal: only the strongest companies are able to offer highly attractive and innovative products with top customer services. Billion dollar companies rely on our rating and build trust with their customers.

You too can acquire the RealRate seal and advertise with it. We only reach out to the top-rated companies, like yours and only those may subscribe for our seal. Save a lot of money and effort compared to traditional rating agencies: get a RealRate seal for just \$9,900. Simply sign the attached order form and send it back via email.

I took the liberty of sending an identical letter to the CEO. Please feel free to book a short video call with me: <https://calendly.com/holger-bartel>


Sincerely,

Dr. Holger Bartel, CEO

RealRate Seal Subscription

RealRate Inc.
2040 Martin Ave., Santa Clara, California 95050, USA
Via email to: holger.bartel@realrate.ai

We subscribe to the Consulting & Services RealRate rating for Castellum Inc. The subscription comprises the annual rating update. The invoice will be sent annually, provided that a TOP rating is achieved again. The subscription can be cancelled by written letter, effective for the following year.



RealRate provides the rating seal as a scalable vector graphic. It can be used without any restrictions by Castellum Inc (Customer) for all promotional purposes, i.e. in product brochures, presentations, websites and broadcasting.

Item **2026 US Consulting & Services RealRate rating seal for Castellum Inc**
Amount **USD 9,900**
Order no. 2026-0001877939

Amounts payable by Customer are exclusive of taxes. Customer is responsible for all his taxes and will pay such amounts invoiced by RealRate.

Billing address

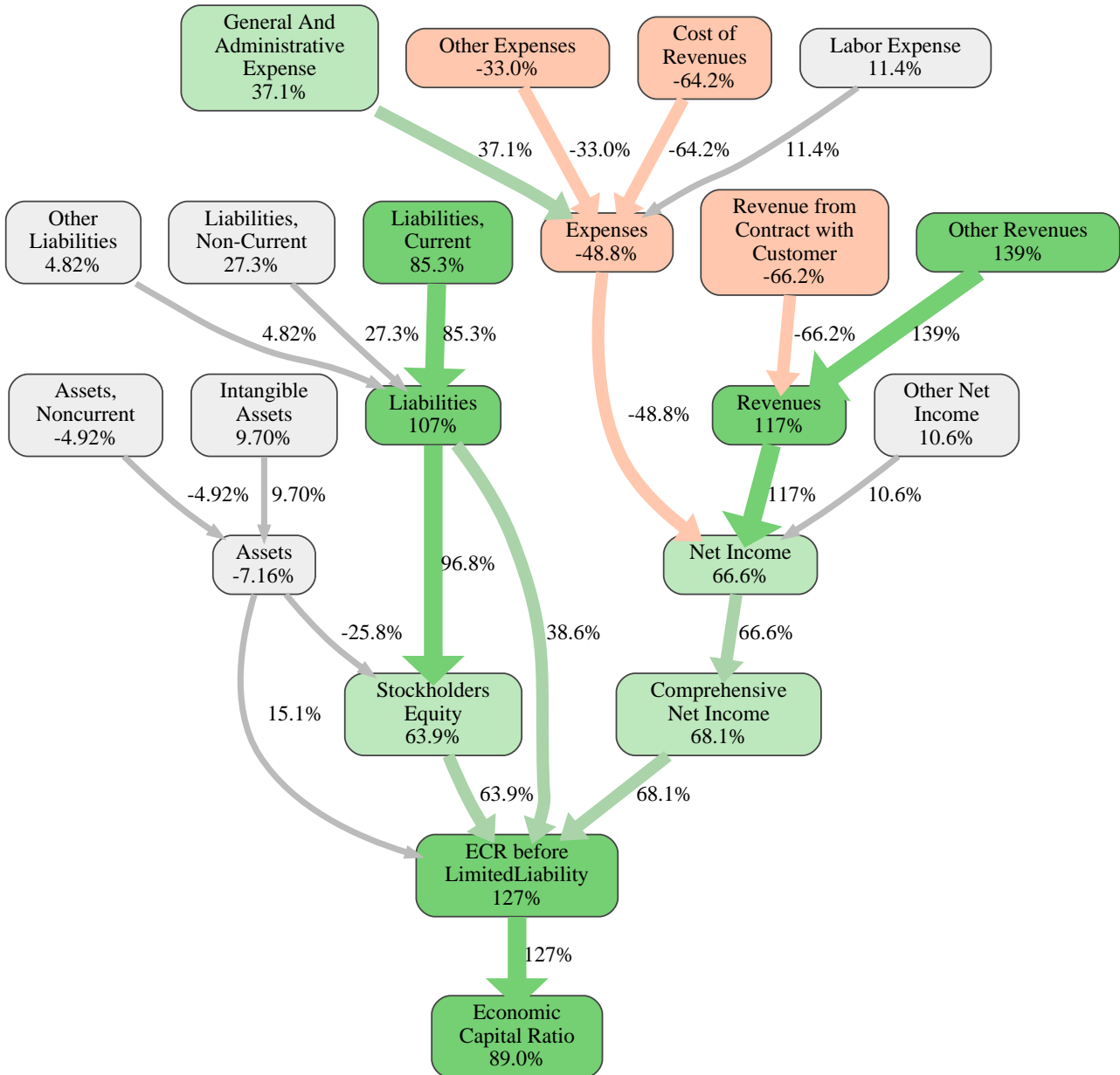
Company name	Full name
Street address	Department
City	Phone number
State / province	Email address
ZIP code	
Country	

Shipping address

The electronic RealRate rating seal and the invoice will be sent to
Delivery email

Castellum Inc

Date, location, name



The relative strengths and weaknesses of Castellum Inc are analyzed with respect to the market average, including all of its competitors. We analyzed all variables having an effect on the Economic Capital Ratio.

The greatest strength of Castellum Inc compared to the market average is the variable Other Revenues, increasing the Economic Capital Ratio by 139% points. The greatest weakness of Castellum Inc is the variable Revenue from Contract with Customer, reducing the Economic Capital Ratio by 66% points.

The company's Economic Capital Ratio, given in the ranking table, is 225%, being 89% points above the market average of 136%.

Input Variable	Value in 1000 USD	Output Variable	Value in 1000 USD
Assets, Current	24,646	Assets	41,903
Assets, Noncurrent	231	Liabilities	6,150
Cost of Revenues	33,497	Expenses	55,889
General And Administrative Expense	10,696	Revenues	52,866
Intangible Assets	16,048	Stockholders Equity	35,753
Labor Expense	0	Net Income	-2,398
Liabilities, Current	5,600	Comprehensive Net Income	-2,398
Liabilities, Non-Current	550	BaseVar	112,623
Operating Lease Assets	800	ECR before LimitedLiability	161%
Other Assets	178	Economic Capital Ratio	225%
Other Compr. Net Income	0		
Other Expenses	11,696		
Other Liabilities	0		
Other Net Income	624		
Other Revenues	52,866		
Revenue from Contract with Customer	0		
Revenue from Reimbursement	0		