

RealRate Inc., 2040 Martin Ave., Santa Clara, CA 95050



RealRate

June 24, 2025


To the Marketing Department
Bit Digital Inc
31 HUDSON YARDS, FLOOR 11
NEW YORK, NY 10001
USA

Bit Digital Inc TOP Rated in the US Finance Services Ranking

Dear Sir or Madam,

at RealRate we have just published the 2025 US Finance Services ranking. I am happy to inform you that Bit Digital Inc has been TOP Rated at rank 3 out of 49.

Overall, 49 US companies were analyzed with respect to their financial strength. The complete rating is published at <https://www.realrate.ai/rankings>. Your individual rating report, showing your strengths compared to your competitors is attached.



RealRate is an international rating agency based in Santa Clara and Berlin. We use artificial intelligence to create fair and explainable company ratings. Customers highly appreciate the RealRate rating seal: only the strongest companies are able to offer highly attractive and innovative products with top customer services. Billion dollar companies rely on our rating and build trust with their customers.

You too can acquire the RealRate seal and advertise with it. We only reach out to the top-rated companies, like yours and only those may subscribe for our seal. Save a lot of money and effort compared to traditional rating agencies: get a RealRate seal for just \$9,900. Simply sign the attached order form and send it back via email.

I took the liberty of sending an identical letter to the CEO. Please feel free to book a short video call with me: <https://calendly.com/holger-bartel>


Sincerely,

Dr. Holger Bartel, CEO

RealRate Seal Subscription

RealRate Inc.
2040 Martin Ave., Santa Clara, California 95050, USA
Via email to: holger.bartel@realrate.ai

We subscribe to the Finance Services RealRate rating for Bit Digital Inc. The subscription comprises the annual rating update. The invoice will be sent annually, provided that a TOP rating is achieved again. The subscription can be cancelled by written letter, effective for the following year.



RealRate provides the rating seal as a scalable vector graphic. It can be used without any restrictions by Bit Digital Inc (Customer) for all promotional purposes, i.e. in product brochures, presentations, websites and broadcasting.

Item	2025 US Finance Services RealRate rating seal for Bit Digital Inc
Amount	USD 9,900
Order no.	2025-0001710350

Amounts payable by Customer are exclusive of taxes. Customer is responsible for all his taxes and will pay such amounts invoiced by RealRate.

Billing address

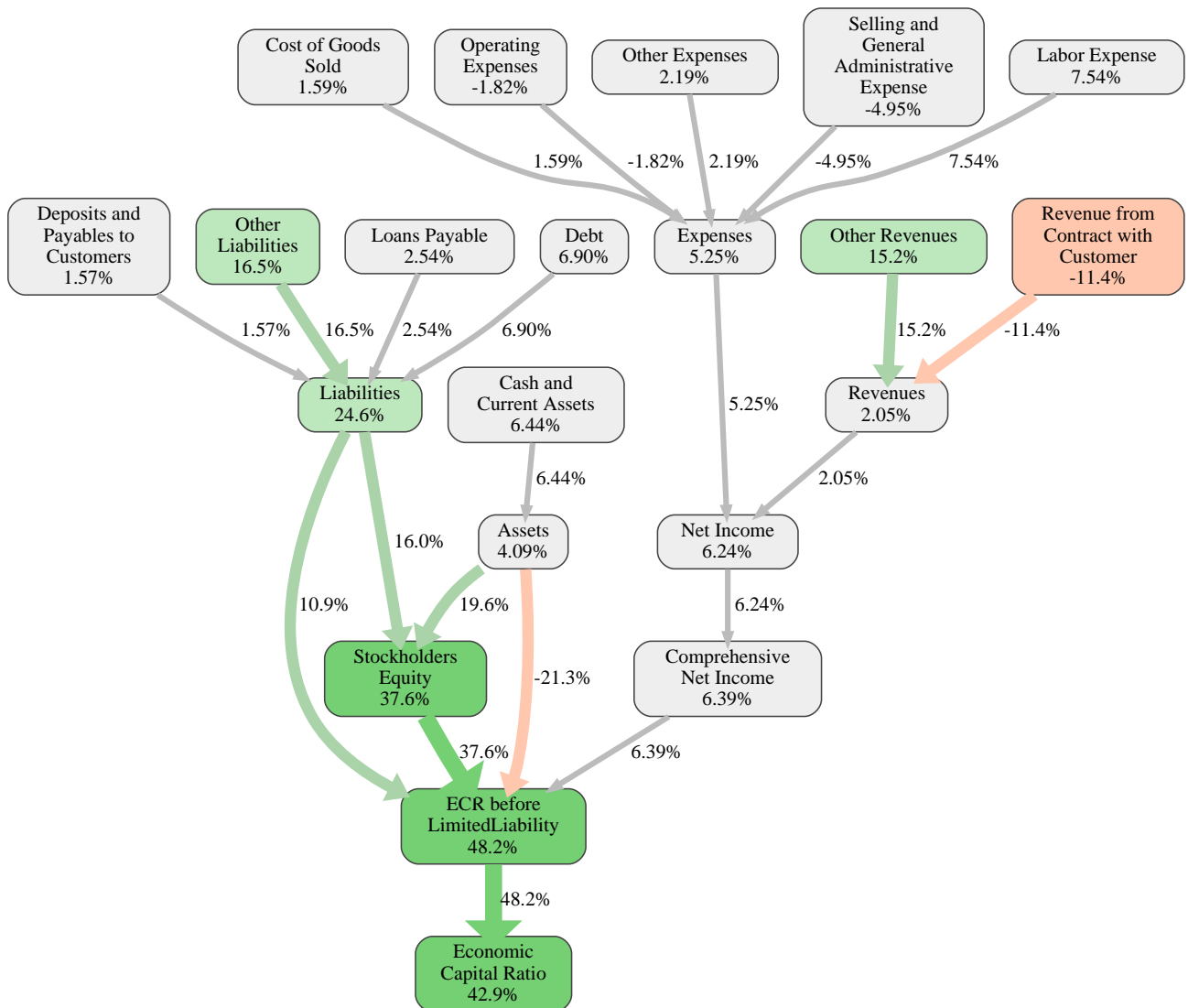
Company name	Full name
Street address	Department
City	Phone number
State / province	Email address
ZIP code	
Country	

Shipping address

The electronic RealRate rating seal and the invoice will be sent to
Delivery email

Bit Digital Inc

Date, location, name



The relative strengths and weaknesses of Bit Digital Inc are analyzed with respect to the market average, including all of its competitors. We analyzed all variables having an effect on the Economic Capital Ratio.

The greatest strength of Bit Digital Inc compared to the market average is the variable Stockholders Equity, increasing the Economic Capital Ratio by 38% points. The greatest weakness of Bit Digital Inc is the variable Revenue from Contract with Customer, reducing the Economic Capital Ratio by 11% points.

The company's Economic Capital Ratio, given in the ranking table, is 133%, being 43% points above the market average of 90%.

Input Variable	Value in 1000 USD
Cash and Current Assets	296,857
Cost of Goods Sold	0
Debt	0
Deposits and Payables to Customers	0
Depreciation Interest and Fees Expenses	0
Intangible Assets	32,412
Investment Income	0
Investments	14,968
Labor Expense	0
Loans Income	0
Loans Payable	0
Operating Expenses	80,487
Operating and Employee Liabilities	55,027
Other Assets	194,011
Other Compr. Net Income	-1,565
Other Expenses	-37,530
Other Liabilities	19,742
Other Net Income	4,721
Other Revenues	108,051
Revenue from Contract with Customer	0
Selling and General Administrative Expense	41,508

Output Variable	Value in 1000 USD
Liabilities	74,769
Assets	538,248
Expenses	84,466
Revenues	108,051
Stockholders Equity	463,479
Net Income	28,306
Comprehensive Net Income	26,740
ECR before Limited Liability	84%
Economic Capital Ratio	133%