

RealRate Inc., 2040 Martin Ave., Santa Clara, CA 95050



**RealRate**

April 23, 2026


To the Marketing Department  
Bit Digital Inc  
31 HUDSON YARDS, FLOOR 11  
NEW YORK, NY 10001  
USA

### **Bit Digital Inc TOP Rated in the US Finance Services Ranking**

Dear Sir or Madam,

at RealRate we have just published the 2026 US Finance Services ranking. I am happy to inform you that Bit Digital Inc has been TOP Rated at rank 10 out of 43.

Overall, 43 US companies were analyzed with respect to their financial strength. The complete rating is published at <https://www.realrate.ai/rankings>. Your individual rating report, showing your strengths compared to your competitors is attached.



RealRate is an international rating agency based in Santa Clara and Berlin. We use artificial intelligence to create fair and explainable company ratings. Customers highly appreciate the RealRate rating seal: only the strongest companies are able to offer highly attractive and innovative products with top customer services. Billion dollar companies rely on our rating and build trust with their customers.

You too can acquire the RealRate seal and advertise with it. We only reach out to the top-rated companies, like yours and only those may subscribe for our seal. Save a lot of money and effort compared to traditional rating agencies: get a RealRate seal for just \$9,900. Simply sign the attached order form and send it back via email.

I took the liberty of sending an identical letter to the CEO. Please feel free to book a short video call with me: <https://calendly.com/holger-bartel>


Sincerely,

Dr. Holger Bartel, CEO

# RealRate Seal Subscription

RealRate Inc.  
2040 Martin Ave., Santa Clara, California 95050, USA  
Via email to: [holger.bartel@realrate.ai](mailto:holger.bartel@realrate.ai)

We subscribe to the Finance Services RealRate rating for Bit Digital Inc. The subscription comprises the annual rating update. The invoice will be sent annually, provided that a TOP rating is achieved again. The subscription can be cancelled by written letter, effective for the following year.



RealRate provides the rating seal as a scalable vector graphic. It can be used without any restrictions by Bit Digital Inc (Customer) for all promotional purposes, i.e. in product brochures, presentations, websites and broadcasting.

Item           **2026 US Finance Services RealRate rating seal for Bit Digital Inc**  
Amount       **USD 9,900**  
Order no.    2026-0001710350

Amounts payable by Customer are exclusive of taxes. Customer is responsible for all his taxes and will pay such amounts invoiced by RealRate.

## Billing address

Company name	Full name
Street address	Department
City	Phone number
State / province	Email address
ZIP code	
Country	

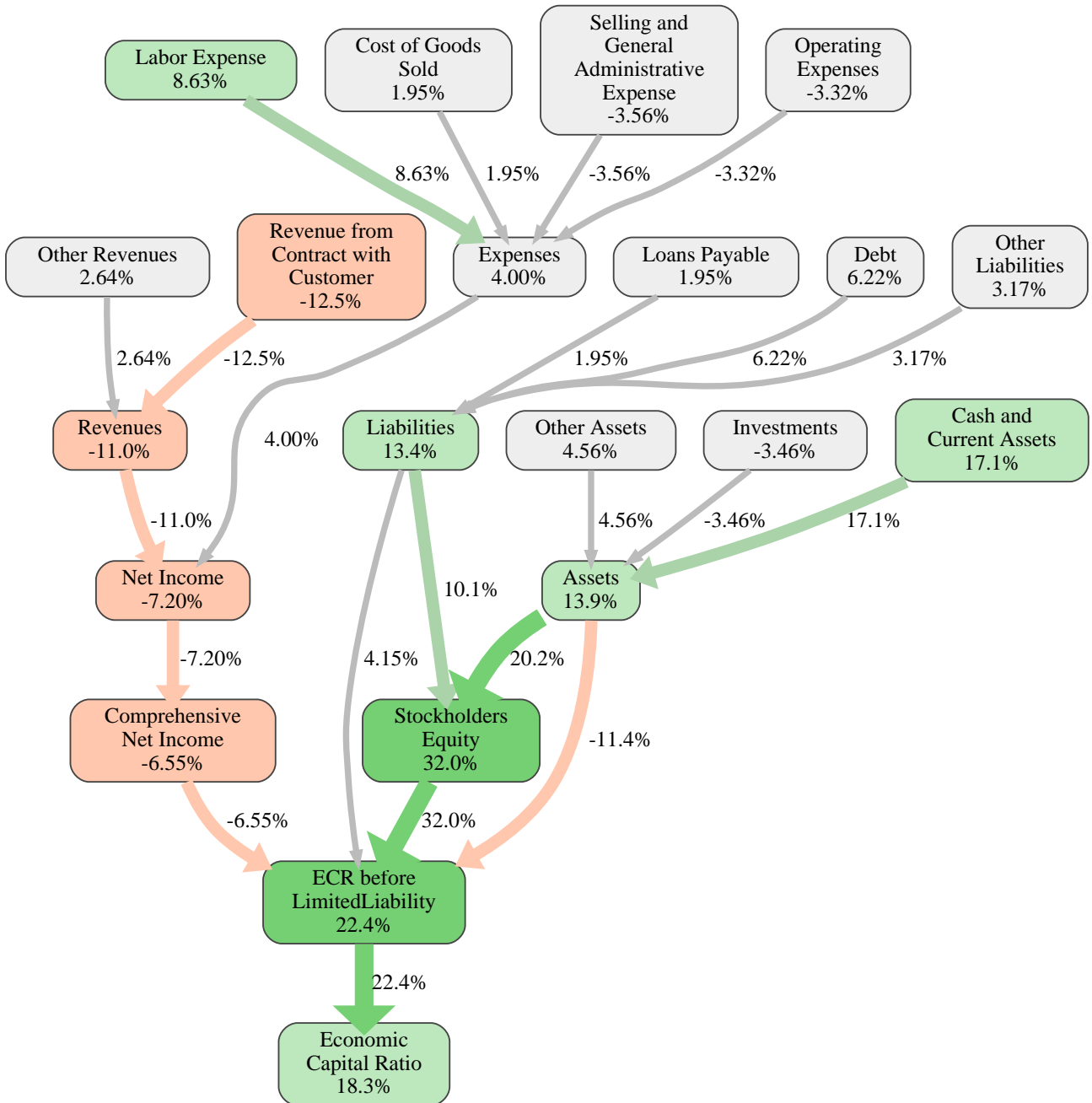
## Shipping address

The electronic RealRate rating seal and the invoice will be sent to  
Delivery email

Bit Digital Inc

---

Date, location, name



The relative strengths and weaknesses of Bit Digital Inc are analyzed with respect to the market average, including all of its competitors. We analyzed all variables having an effect on the Economic Capital Ratio.

The greatest strength of Bit Digital Inc compared to the market average is the variable Stockholders Equity, increasing the Economic Capital Ratio by 32% points. The greatest weakness of Bit Digital Inc is the variable Revenue from Contract with Customer, reducing the Economic Capital Ratio by 13% points.

The company's Economic Capital Ratio, given in the ranking table, is 96%, being 18% points above the market average of 78%.

<b>Input Variable</b>	<b>Value in 1000 USD</b>
Cash and Current Assets	593,749
Cost of Goods Sold	0
Debt	0
Deposits and Payables to Customers	0
Depreciation Interest and Fees Expenses	0
Intangible Assets	32,966
Investment Income	0
Investments	0
Labor Expense	0
Loans Income	0
Loans Payable	0
Operating Expenses	205,393
Operating and Employee Liabilities	92,946
Other Assets	547,702
Other Compr. Net Income	3,272
Other Expenses	-79,878
Other Liabilities	216,211
Other Net Income	7,989
Other Revenues	113,560
Revenue from Contract with Customer	0
Selling and General Administrative Expense	80,964

<b>Output Variable</b>	<b>Value in 1000 USD</b>
Liabilities	309,157
Assets	1,174,418
Expenses	206,479
Revenues	113,560
Stockholders Equity	865,261
Net Income	-84,930
Comprehensive Net Income	-81,658
BaseVar	907,438
ECR before LimitedLiability	47%
Economic Capital Ratio	96%