

RealRate Inc., 2040 Martin Ave., Santa Clara, CA 95050



**RealRate**

May 14, 2026


To the CEO  
Compass Minerals  
International INC  
9900 W. 109TH STREET  
SUITE 100  
OVERLAND PARK, KS 66210  
USA

### **Compass Minerals International INC TOP Rated in the US Mining Ranking**

Dear Sir or Madam,

at RealRate we have just published the 2026 US Mining ranking. I am happy to inform you that Compass Minerals International INC has been TOP Rated at rank 1 out of 40.

Overall, 40 US companies were analyzed with respect to their financial strength. The complete rating is published at <https://www.realrate.ai/rankings>. Your individual rating report, showing your strengths compared to your competitors is attached.



RealRate is an international rating agency based in Santa Clara and Berlin. We use artificial intelligence to create fair and explainable company ratings. Customers highly appreciate the RealRate rating seal: only the strongest companies are able to offer highly attractive and innovative products with top customer services. Billion dollar companies rely on our rating and build trust with their customers.

You too can acquire the RealRate seal and advertise with it. We only reach out to the top-rated companies, like yours and only those may subscribe for our seal. Save a lot of money and effort compared to traditional rating agencies: get a RealRate seal for just \$9,900. Simply sign the attached order form and send it back via email.

I took the liberty of sending an identical letter to the Marketing Department. Please feel free to book a short video call with me: <https://calendly.com/holger-bartel>


Sincerely,

Dr. Holger Bartel, CEO

# RealRate Seal Subscription

RealRate Inc.  
2040 Martin Ave., Santa Clara, California 95050, USA  
Via email to: [holger.bartel@realrate.ai](mailto:holger.bartel@realrate.ai)

We subscribe to the Mining RealRate rating for Compass Minerals International INC. The subscription comprises the annual rating update. The invoice will be sent annually, provided that a TOP rating is achieved again. The subscription can be cancelled by written letter, effective for the following year.



RealRate provides the rating seal as a scalable vector graphic. It can be used without any restrictions by Compass Minerals International INC (Customer) for all promotional purposes, i.e. in product brochures, presentations, websites and broadcasting.

Item           **2026 US Mining RealRate rating seal for Compass Minerals International INC**  
Amount       **USD 9,900**  
Order no.     2026-0001227654

Amounts payable by Customer are exclusive of taxes. Customer is responsible for all his taxes and will pay such amounts invoiced by RealRate.

## Billing address

Company name	Full name
Street address	Department
City	Phone number
State / province	Email address
ZIP code	
Country	

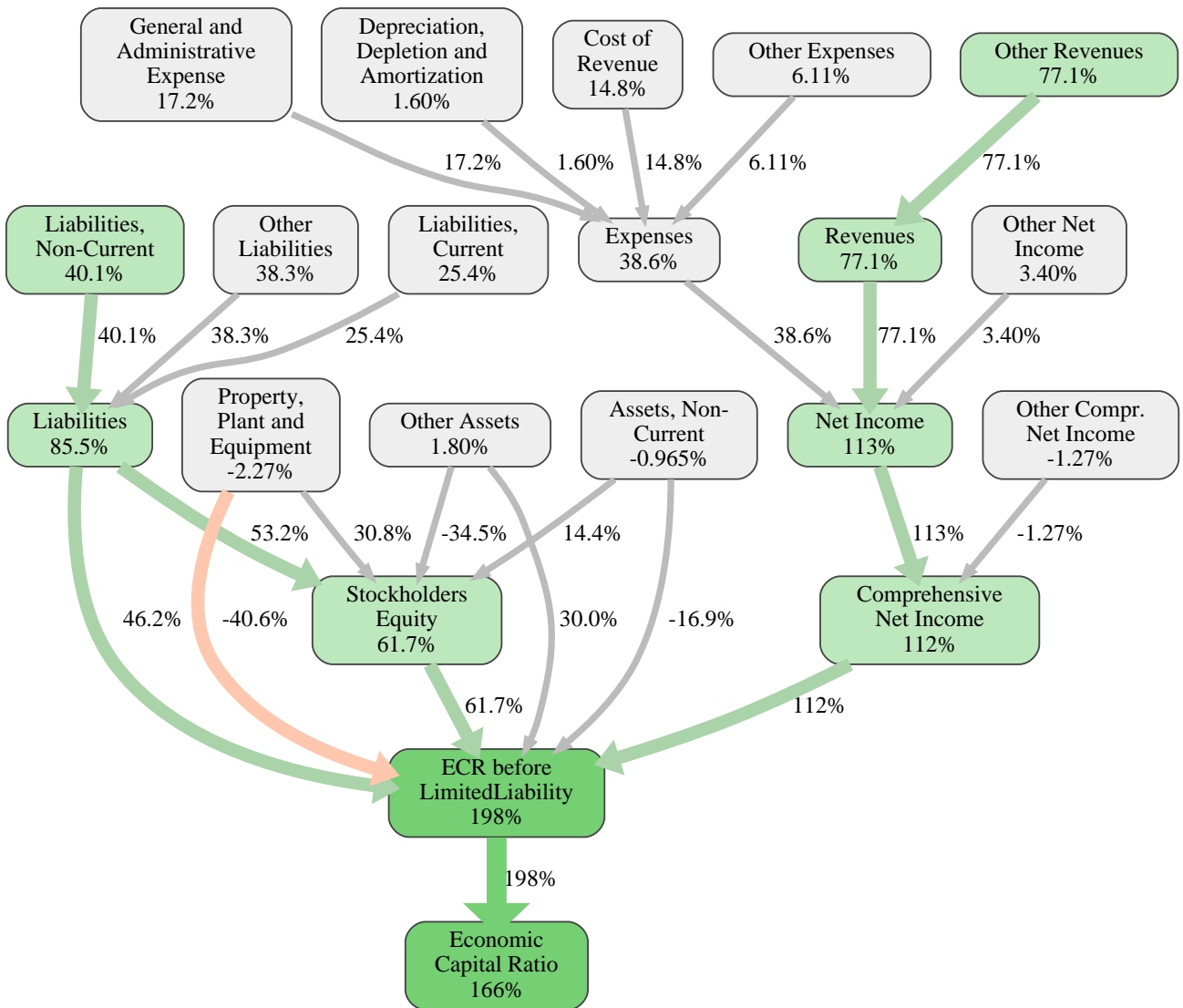
## Shipping address

The electronic RealRate rating seal and the invoice will be sent to  
Delivery email

Compass Minerals International INC

---

Date, location, name



**Compass Minerals International INC**  
**Rank 1 of 40**

The relative strengths and weaknesses of Compass Minerals International INC are analyzed with respect to the market average, including all of its competitors. We analyzed all variables having an effect on the Economic Capital Ratio.

The greatest strength of Compass Minerals International INC compared to the market average is the variable Net Income, increasing the Economic Capital Ratio by 113% points. The greatest weakness of Compass Minerals International INC is the variable Property, Plant and Equipment, reducing the Economic Capital Ratio by 2.3% points.

The company's Economic Capital Ratio, given in the ranking table, is 336%, being 166% points above the market average of 170%.

<b>Input Variable</b>	<b>Value in 1000 USD</b>
Assets, Current	572,200
Assets, Non-Current	147,300
Cost of Revenue	0
Depreciation, Depletion and Amortization	0
General and Administrative Expense	113,300
Goodwill	6,000
Liabilities, Current	265,600
Liabilities, Non-Current	0
Other Assets	23,800
Other Compr. Net Income	-11,500
Other Expenses	148,300
Other Liabilities	0
Other Net Income	-8,900
Other Revenues	1,243,900
Property, Plant and Equipment	770,100

<b>Output Variable</b>	<b>Value in 1000 USD</b>
Assets	1,519,400
Liabilities	265,600
Expenses	261,600
Revenues	1,243,900
Stockholders Equity	1,253,800
Net Income	973,400
Comprehensive Net Income	961,900
BaseVar	1,655,450
ECR before LimitedLiability	318%
Economic Capital Ratio	336%