

RealRate Inc., 2040 Martin Ave., Santa Clara, CA 95050



**RealRate**

May 14, 2026


To the CEO  
Ivanhoe Electric Inc  
450 E RIO SALADO PARKWAY  
SUITE 130  
TEMPE, AZ 85281  
USA

### **Ivanhoe Electric Inc TOP Rated in the US Mining Ranking**

Dear Sir or Madam,

at RealRate we have just published the 2026 US Mining ranking. I am happy to inform you that Ivanhoe Electric Inc has been TOP Rated at rank 9 out of 40.

Overall, 40 US companies were analyzed with respect to their financial strength. The complete rating is published at <https://www.realrate.ai/rankings>. Your individual rating report, showing your strengths compared to your competitors is attached.



RealRate is an international rating agency based in Santa Clara and Berlin. We use artificial intelligence to create fair and explainable company ratings. Customers highly appreciate the RealRate rating seal: only the strongest companies are able to offer highly attractive and innovative products with top customer services. Billion dollar companies rely on our rating and build trust with their customers.

You too can acquire the RealRate seal and advertise with it. We only reach out to the top-rated companies, like yours and only those may subscribe for our seal. Save a lot of money and effort compared to traditional rating agencies: get a RealRate seal for just \$9,900. Simply sign the attached order form and send it back via email.

I took the liberty of sending an identical letter to the Marketing Department. Please feel free to book a short video call with me: <https://calendly.com/holger-bartel>


Sincerely,

Dr. Holger Bartel, CEO

# RealRate Seal Subscription

RealRate Inc.  
2040 Martin Ave., Santa Clara, California 95050, USA  
Via email to: [holger.bartel@realrate.ai](mailto:holger.bartel@realrate.ai)

We subscribe to the Mining RealRate rating for Ivanhoe Electric Inc. The subscription comprises the annual rating update. The invoice will be sent annually, provided that a TOP rating is achieved again. The subscription can be cancelled by written letter, effective for the following year.



RealRate provides the rating seal as a scalable vector graphic. It can be used without any restrictions by Ivanhoe Electric Inc (Customer) for all promotional purposes, i.e. in product brochures, presentations, websites and broadcasting.

Item           **2026 US Mining RealRate rating seal for Ivanhoe Electric Inc**  
Amount       **USD 9,900**  
Order no.    2026-0001879016

Amounts payable by Customer are exclusive of taxes. Customer is responsible for all his taxes and will pay such amounts invoiced by RealRate.

**Billing address**

Company name	Full name
Street address	Department
City	Phone number
State / province	Email address
ZIP code	
Country	

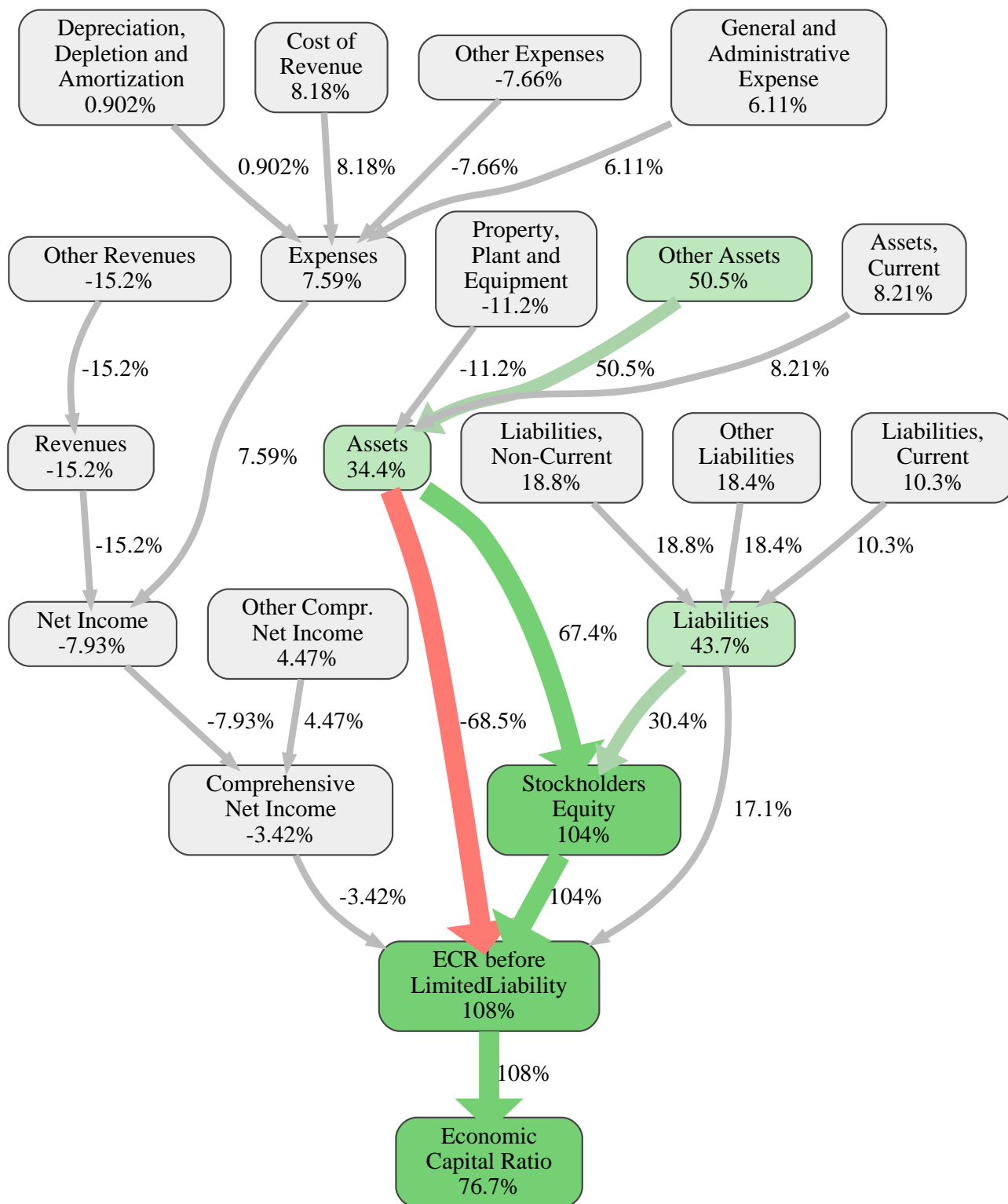
**Shipping address**

The electronic RealRate rating seal and the invoice will be sent to  
Delivery email

Ivanhoe Electric Inc

---

Date, location, name



The relative strengths and weaknesses of Ivanhoe Electric Inc are analyzed with respect to the market average, including all of its competitors. We analyzed all variables having an effect on the Economic Capital Ratio.

The greatest strength of Ivanhoe Electric Inc compared to the market average is the variable Stockholders Equity, increasing the Economic Capital Ratio by 104% points. The greatest weakness of Ivanhoe Electric Inc is the variable Other Revenues, reducing the Economic Capital Ratio by 15% points.

The company's Economic Capital Ratio, given in the ranking table, is 247%, being 77% points above the market average of 170%.

<b>Input Variable</b>	<b>Value in 1000 USD</b>	<b>Output Variable</b>	<b>Value in 1000 USD</b>
Assets, Current	180,193	Assets	483,273
Assets, Non-Current	10,026	Liabilities	59,705
Cost of Revenue	1,126	Expenses	116,827
Depreciation, Depletion and Amortization	0	Revenues	3,244
General and Administrative Expense	39,242	Stockholders Equity	423,568
Goodwill	0	Net Income	-125,047
Liabilities, Current	58,626	Comprehensive Net Income	-106,211
Liabilities, Non-Current	1,079	BaseVar	346,674
Other Assets	283,765	ECR before LimitedLiability	195%
Other Compr. Net Income	18,836	Economic Capital Ratio	247%
Other Expenses	76,459		
Other Liabilities	0		
Other Net Income	-11,464		
Other Revenues	3,244		
Property, Plant and Equipment	9,289		