

RealRate Inc., 2040 Martin Ave., Santa Clara, CA 95050



RealRate

September 20, 2025


To the CEO
Tesla Inc
1 TESLA ROAD
AUSTIN, TX 78725
USA

Tesla Inc TOP Rated in the US Motor Vehicle Parts Ranking

Dear Sir or Madam,

at RealRate we have just published the 2025 US Motor Vehicle Parts ranking. I am happy to inform you that Tesla Inc has been TOP Rated at rank 9 out of 46.

Overall, 46 US companies were analyzed with respect to their financial strength. The complete rating is published at <https://www.realrate.ai/rankings>. Your individual rating report, showing your strengths compared to your competitors is attached.



RealRate is an international rating agency based in Santa Clara and Berlin. We use artificial intelligence to create fair and explainable company ratings. Customers highly appreciate the RealRate rating seal: only the strongest companies are able to offer highly attractive and innovative products with top customer services. Billion dollar companies rely on our rating and build trust with their customers.

You too can acquire the RealRate seal and advertise with it. We only reach out to the top-rated companies, like yours and only those may subscribe for our seal. Save a lot of money and effort compared to traditional rating agencies: get a RealRate seal for just \$9,900. Simply sign the attached order form and send it back via email.

I took the liberty of sending an identical letter to the Marketing Department. Please feel free to book a short video call with me: <https://calendly.com/holger-bartel>


Sincerely,

Dr. Holger Bartel, CEO

RealRate Seal Subscription

RealRate Inc.
2040 Martin Ave., Santa Clara, California 95050, USA
Via email to: holger.bartel@realrate.ai

We subscribe to the Motor Vehicle Parts RealRate rating for Tesla Inc. The subscription comprises the annual rating update. The invoice will be sent annually, provided that a TOP rating is achieved again. The subscription can be cancelled by written letter, effective for the following year.



RealRate provides the rating seal as a scalable vector graphic. It can be used without any restrictions by Tesla Inc (Customer) for all promotional purposes, i.e. in product brochures, presentations, websites and broadcasting.

Item **2025 US Motor Vehicle Parts RealRate rating seal for Tesla Inc**
Amount **USD 9,900**
Order no. 2025-0001318605

Amounts payable by Customer are exclusive of taxes. Customer is responsible for all his taxes and will pay such amounts invoiced by RealRate.

Billing address

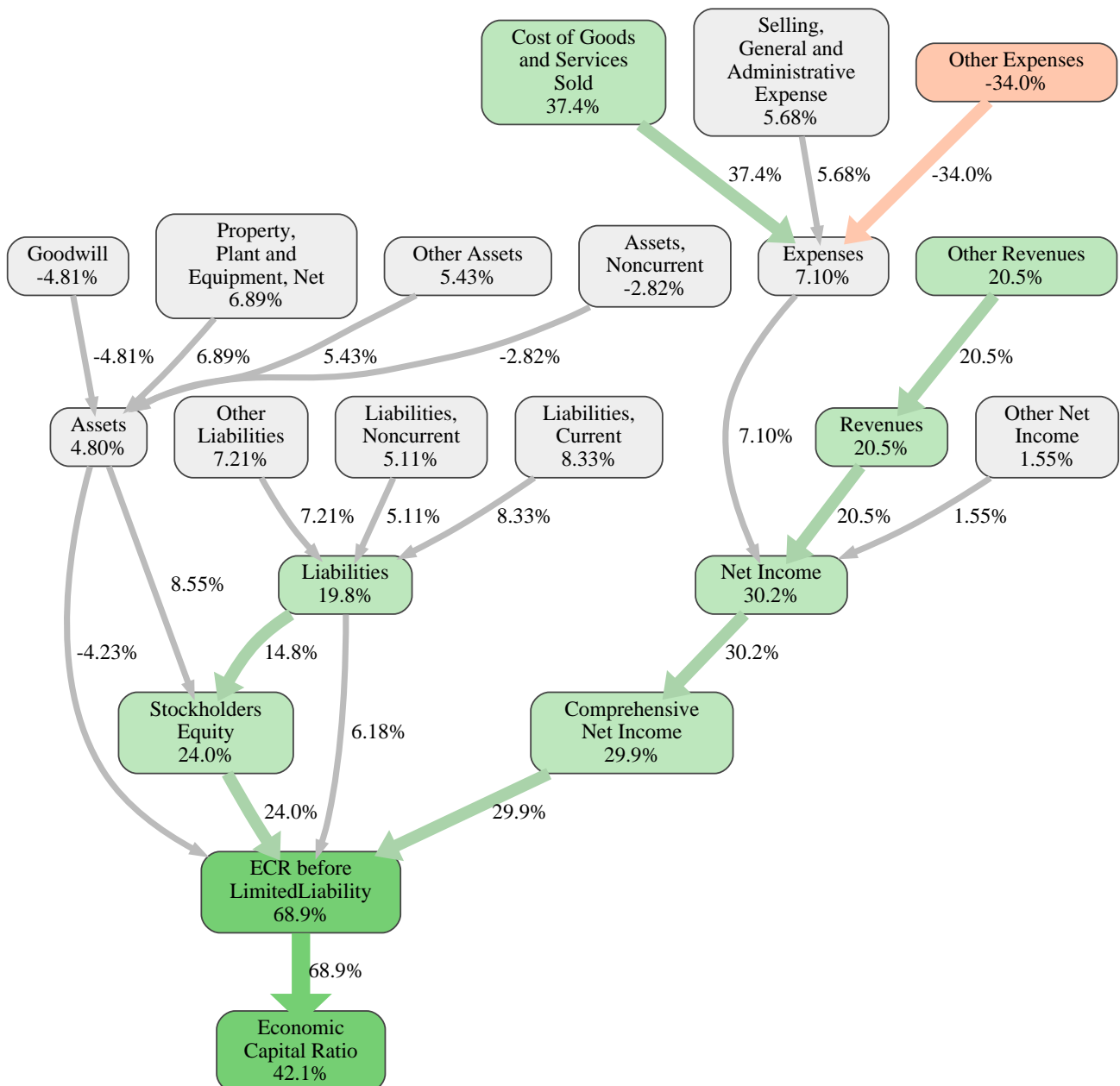
Company name	Full name
Street address	Department
City	Phone number
State / province	Email address
ZIP code	
Country	

Shipping address

The electronic RealRate rating seal and the invoice will be sent to
Delivery email

Tesla Inc

Date, location, name



The relative strengths and weaknesses of Tesla Inc are analyzed with respect to the market average, including all of its competitors. We analyzed all variables having an effect on the Economic Capital Ratio.

The greatest strength of Tesla Inc compared to the market average is the variable Cost of Goods and Services Sold, increasing the Economic Capital Ratio by 37% points. The greatest weakness of Tesla Inc is the variable Other Expenses, reducing the Economic Capital Ratio by 34% points.

The company's Economic Capital Ratio, given in the ranking table, is 139%, being 42% points above the market average of 97%.

Input Variable	Value in 1000 USD
Assets, Current	58,360,000
Assets, Noncurrent	9,375,000
Cost of Goods and Services Sold	0
Goodwill	394,000
Liabilities, Current	28,821,000
Liabilities, Noncurrent	19,569,000
Other Assets	18,105,000
Other Compr. Net Income	-589,000
Other Expenses	83,111,000
Other Liabilities	0
Other Net Income	2,264,000
Other Revenues	97,690,000
Property, Plant and Equipment, Net	35,836,000
Research and Development	4,540,000
Selling, General and Administrative Expense	5,150,000

Output Variable	Value in 1000 USD
Liabilities	48,390,000
Assets	122,070,000
Expenses	92,801,000
Revenues	97,690,000
Stockholders Equity	73,680,000
Net Income	7,153,000
Comprehensive Net Income	6,564,000
ECR before Limited Liability	92%
Economic Capital Ratio	139%