

RealRate Inc., 2040 Martin Ave., Santa Clara, CA 95050



RealRate

April 23, 2026


To the CEO
Everflow Eastern
Partners LP
585 WEST MAIN STREET
P O BOX 629
CANFIELD, OH 44406
USA

Everflow Eastern Partners LP TOP Rated in the US Petroleum Ranking

Dear Sir or Madam,

at RealRate we have just published the 2026 US Petroleum ranking. I am happy to inform you that Everflow Eastern Partners LP has been TOP Rated at rank 5 out of 43.

Overall, 43 US companies were analyzed with respect to their financial strength. The complete rating is published at <https://www.realrate.ai/rankings>. Your individual rating report, showing your strengths compared to your competitors is attached.



RealRate is an international rating agency based in Santa Clara and Berlin. We use artificial intelligence to create fair and explainable company ratings. Customers highly appreciate the RealRate rating seal: only the strongest companies are able to offer highly attractive and innovative products with top customer services. Billion dollar companies rely on our rating and build trust with their customers.

You too can acquire the RealRate seal and advertise with it. We only reach out to the top-rated companies, like yours and only those may subscribe for our seal. Save a lot of money and effort compared to traditional rating agencies: get a RealRate seal for just \$9,900. Simply sign the attached order form and send it back via email.

I took the liberty of sending an identical letter to the Marketing Department. Please feel free to book a short video call with me: <https://calendly.com/holger-bartel>


Sincerely,

Dr. Holger Bartel, CEO

RealRate Seal Subscription

RealRate Inc.
2040 Martin Ave., Santa Clara, California 95050, USA
Via email to: holger.bartel@realrate.ai

We subscribe to the Petroleum RealRate rating for Everflow Eastern Partners LP. The subscription comprises the annual rating update. The invoice will be sent annually, provided that a TOP rating is achieved again. The subscription can be cancelled by written letter, effective for the following year.



RealRate provides the rating seal as a scalable vector graphic. It can be used without any restrictions by Everflow Eastern Partners LP (Customer) for all promotional purposes, i.e. in product brochures, presentations, websites and broadcasting.

Item **2026 US Petroleum RealRate rating seal for Everflow Eastern Partners LP**
Amount **USD 9,900**
Order no. 2026-0000868082

Amounts payable by Customer are exclusive of taxes. Customer is responsible for all his taxes and will pay such amounts invoiced by RealRate.

Billing address

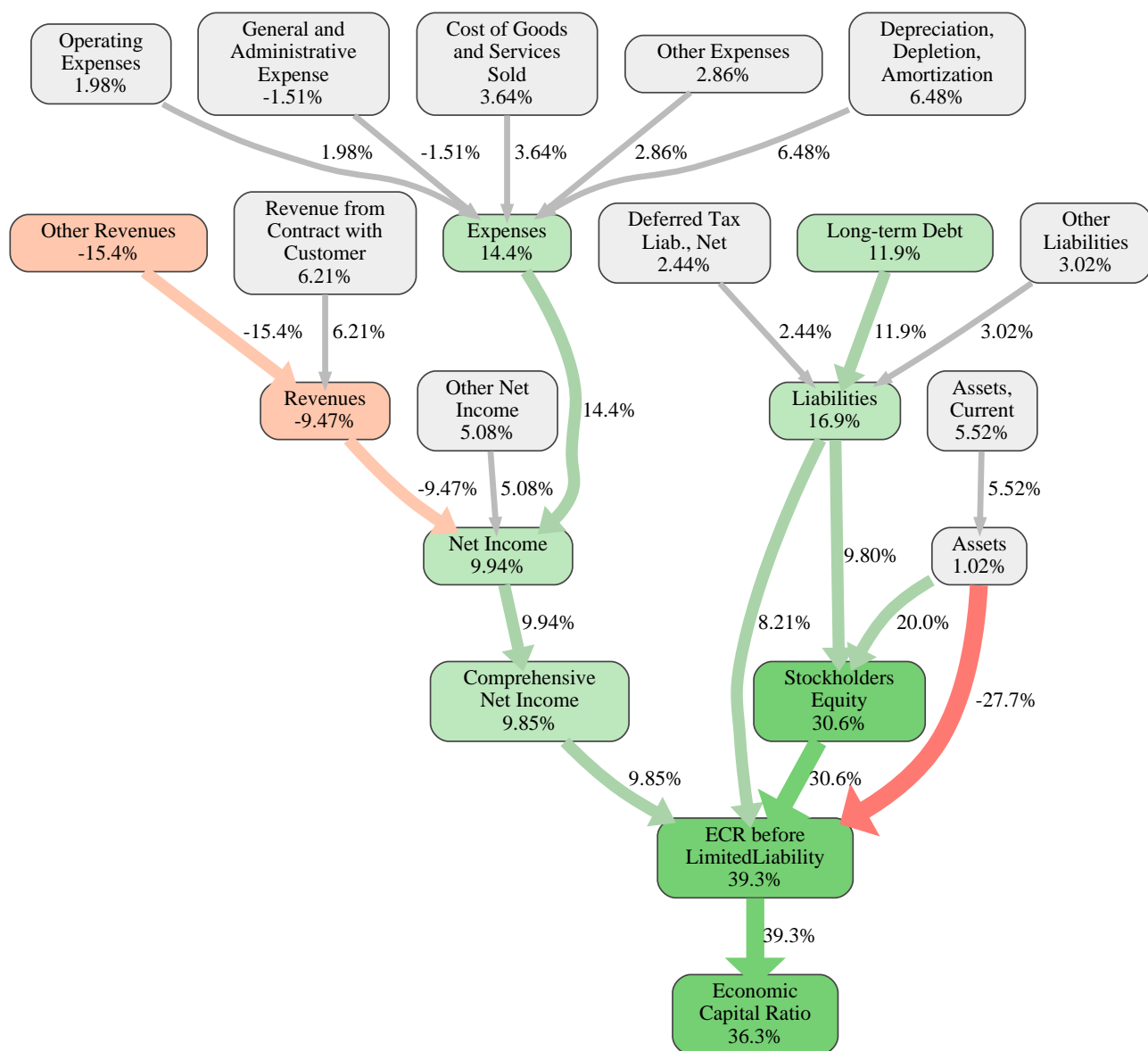
Company name	Full name
Street address	Department
City	Phone number
State / province	Email address
ZIP code	
Country	

Shipping address

The electronic RealRate rating seal and the invoice will be sent to
Delivery email

Everflow Eastern Partners LP

Date, location, name



**Everflow Eastern Partners LP
Rank 5 of 43**

The relative strengths and weaknesses of Everflow Eastern Partners LP are analyzed with respect to the market average, including all of its competitors. We analyzed all variables having an effect on the Economic Capital Ratio.

The greatest strength of Everflow Eastern Partners LP compared to the market average is the variable Stockholders Equity, increasing the Economic Capital Ratio by 31% points. The greatest weakness of Everflow Eastern Partners LP is the variable Other Revenues, reducing the Economic Capital Ratio by 15% points.

The company's Economic Capital Ratio, given in the ranking table, is 129%, being 36% points above the market average of 93%.

Input Variable	Value in 1000 USD	Output Variable	Value in 1000 USD
Assets, Current	42,423	Liabilities	4,016
Cost of Goods and Services Sold	0	Assets	49,057
Deferred Tax Liab., Net	0	Revenues	7,042
Depreciation, Depletion, Amortization	0	Expenses	6,321
Gains/Losses on Derivatives	0	Stockholders Equity	45,041
General and Administrative Expense	2,232	Net Income	2,460
Liabilities, Current	4,016	Comprehensive Net Income	2,460
Long-term Debt	0	BaseVar	35,899
Oil and Gas Property	0	ECR before LimitedLiability	96%
Operating Expenses	4,102	Economic Capital Ratio	129%
Other Assets	307		
Other Compr. Net Income	0		
Other Expenses	-13		
Other Liabilities	0		
Other Net Income	1,738		
Other Revenues	0		
Property, Plant and Equipment	6,327		
Revenue from Contract with Customer	7,042		
Taxes	0		