

RealRate Inc., 2040 Martin Ave., Santa Clara, CA 95050



RealRate

May 12, 2026


To the CEO
Rocket Companies Inc
1050 WOODWARD AVENUE
DETROIT, MI 48226
USA

Rocket Companies Inc TOP Rated in the US Savings & Credit Ranking

Dear Sir or Madam,

at RealRate we have just published the 2026 US Savings & Credit ranking. I am happy to inform you that Rocket Companies Inc has been TOP Rated at rank 2 out of 46.

Overall, 46 US companies were analyzed with respect to their financial strength. The complete rating is published at <https://www.realrate.ai/rankings>. Your individual rating report, showing your strengths compared to your competitors is attached.



ROCKET Companies

RealRate is an international rating agency based in Santa Clara and Berlin. We use artificial intelligence to create fair and explainable company ratings. Customers highly appreciate the RealRate rating seal: only the strongest companies are able to offer highly attractive and innovative products with top customer services. Billion dollar companies rely on our rating and build trust with their customers.

You too can acquire the RealRate seal and advertise with it. We only reach out to the top-rated companies, like yours and only those may subscribe for our seal. Save a lot of money and effort compared to traditional rating agencies: get a RealRate seal for just \$9,900. Simply sign the attached order form and send it back via email.

I took the liberty of sending an identical letter to the Marketing Department. Please feel free to book a short video call with me: <https://calendly.com/holger-bartel>


Sincerely,

Dr. Holger Bartel, CEO

RealRate Seal Subscription

RealRate Inc.
2040 Martin Ave., Santa Clara, California 95050, USA
Via email to: holger.bartel@realrate.ai

We subscribe to the Savings & Credit RealRate rating for Rocket Companies Inc. The subscription comprises the annual rating update. The invoice will be sent annually, provided that a TOP rating is achieved again. The subscription can be cancelled by written letter, effective for the following year.



ROCKET Companies

RealRate provides the rating seal as a scalable vector graphic. It can be used without any restrictions by Rocket Companies Inc (Customer) for all promotional purposes, i.e. in product brochures, presentations, websites and broadcasting.

Item **2026 US Savings & Credit RealRate rating seal for Rocket Companies Inc**
Amount **USD 9,900**
Order no. 2026-0001805284

Amounts payable by Customer are exclusive of taxes. Customer is responsible for all his taxes and will pay such amounts invoiced by RealRate.

Billing address

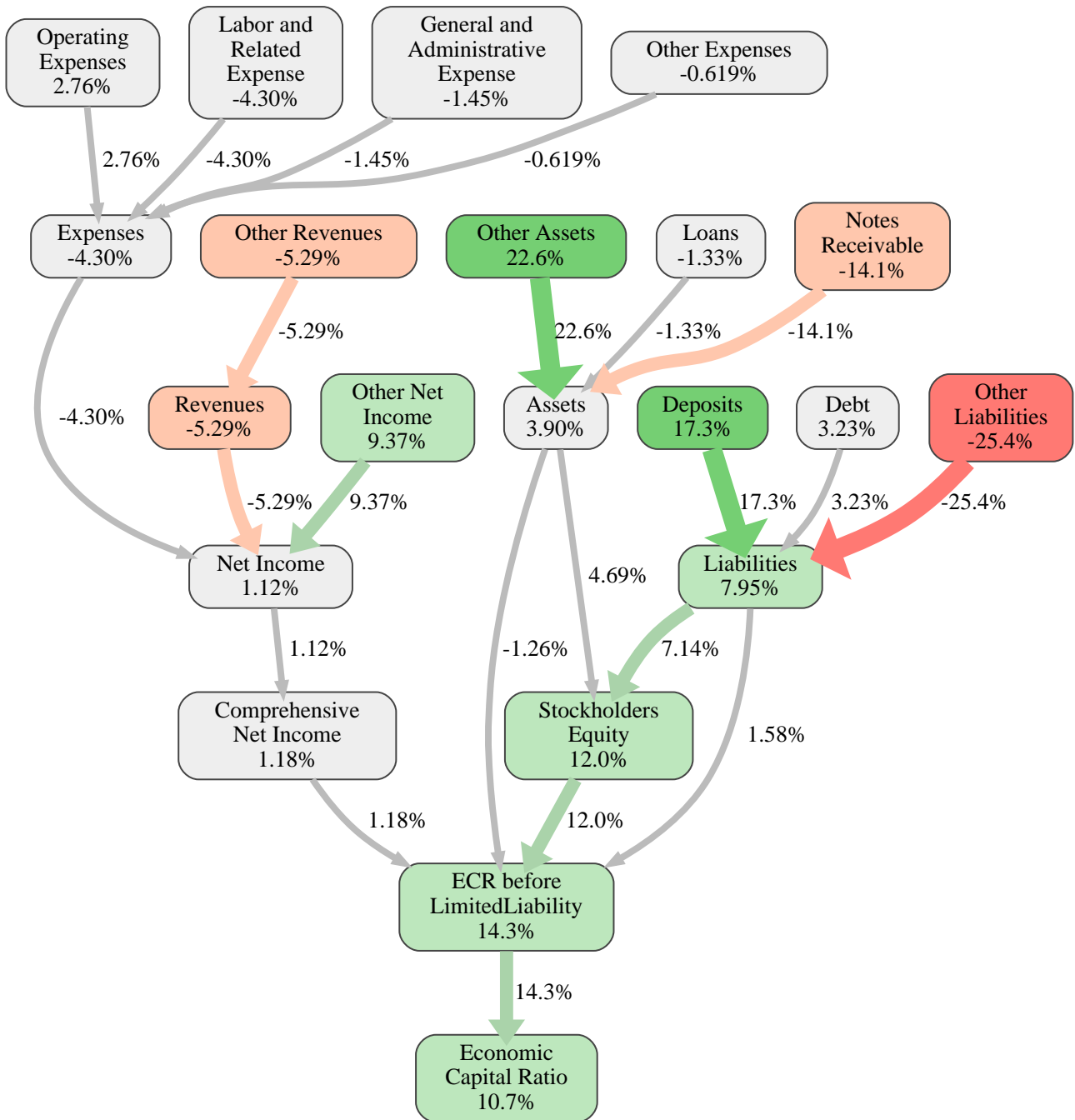
Company name	Full name
Street address	Department
City	Phone number
State / province	Email address
ZIP code	
Country	

Shipping address

The electronic RealRate rating seal and the invoice will be sent to
Delivery email

Rocket Companies Inc

Date, location, name



The relative strengths and weaknesses of Rocket Companies Inc are analyzed with respect to the market average, including all of its competitors. We analyzed all variables having an effect on the Economic Capital Ratio.

The greatest strength of Rocket Companies Inc compared to the market average is the variable Other Assets, increasing the Economic Capital Ratio by 23% points. The greatest weakness of Rocket Companies Inc is the variable Other Liabilities, reducing the Economic Capital Ratio by 25% points.

The company's Economic Capital Ratio, given in the ranking table, is 26%, being 11% points above the market average of 15%.

Input Variable	Value in 1000 USD
Cash and Cash Equivalents	2,696,000
Debt	0
Deposits	0
Depreciation and Amortization	290,000
General and Administrative Expense	1,439,000
Interest Expense	438,000
Interest Payable	0
Labor and Related Expense	3,307,000
Loans	0
Notes Receivable	0
Occupancy	0
Operating Expenses	0
Other Assets	57,989,000
Other Compr. Net Income	166,000
Other Expenses	367,000
Other Liabilities	37,787,000
Other Net Income	6,695,000
Other Revenues	0
Professional Fees	0
Securities	0
Selling and Marketing Expense	1,088,000

Output Variable	Value in 1000 USD
Assets	60,685,000
Liabilities	37,787,000
Expenses	6,929,000
Revenues	0
Stockholders Equity	22,898,000
Net Income	-234,000
Comprehensive Net Income	-68,000
BaseVar	56,131,000
ECR before LimitedLiability	23%
Economic Capital Ratio	26%