

RealRate Inc., 2040 Martin Ave., Santa Clara, CA 95050



RealRate

September 19, 2025


To the Marketing Department
GRID Dynamics Holdings INC
7660 FAY AVENUE
SUITE H, UNIT 339
LA JOLLA, CA 92037
USA

GRID Dynamics Holdings INC TOP Rated in the US Services-Prepackaged Software Ranking

Dear Sir or Madam,

at RealRate we have just published the 2025 US SERVICES-PREPACKAGED SOFTWARE ranking. I am happy to inform you that GRID Dynamics Holdings INC has been TOP Rated at rank 4 out of 140.

Overall, 140 US companies were analyzed with respect to their financial strength. The complete rating is published at <https://www.realrate.ai/rankings>. Your individual rating report, showing your strengths compared to your competitors is attached.



RealRate is an international rating agency based in Santa Clara and Berlin. We use artificial intelligence to create fair and explainable company ratings. Customers highly appreciate the RealRate rating seal: only the strongest companies are able to offer highly attractive and innovative products with top customer services. Billion dollar companies rely on our rating and build trust with their customers.

You too can acquire the RealRate seal and advertise with it. We only reach out to the top-rated companies, like yours and only those may subscribe for our seal. Save a lot of money and effort compared to traditional rating agencies: get a RealRate seal for just \$9,900. Simply sign the attached order form and send it back via email.

I took the liberty of sending an identical letter to the CEO. Please feel free to book a short video call with me: <https://calendly.com/holger-bartel>


Sincerely,

Dr. Holger Bartel, CEO

RealRate Seal Subscription

RealRate Inc.
2040 Martin Ave., Santa Clara, California 95050, USA
Via email to: holger.bartel@realrate.ai

We subscribe to the SERVICES-PREPACKAGED SOFTWARE RealRate rating for GRID Dynamics Holdings INC. The subscription comprises the annual rating update. The invoice will be sent annually, provided that a TOP rating is achieved again. The subscription can be cancelled by written letter, effective for the following year.



RealRate provides the rating seal as a scalable vector graphic. It can be used without any restrictions by GRID Dynamics Holdings INC (Customer) for all promotional purposes, i.e. in product brochures, presentations, websites and broadcasting.

Item	2025 US SERVICES-PREPACKAGED SOFTWARE RealRate rating seal for GRID Dynamics Holdings INC
Amount	USD 9,900
Order no.	2025-0001743725

Amounts payable by Customer are exclusive of taxes. Customer is responsible for all his taxes and will pay such amounts invoiced by RealRate.

Billing address

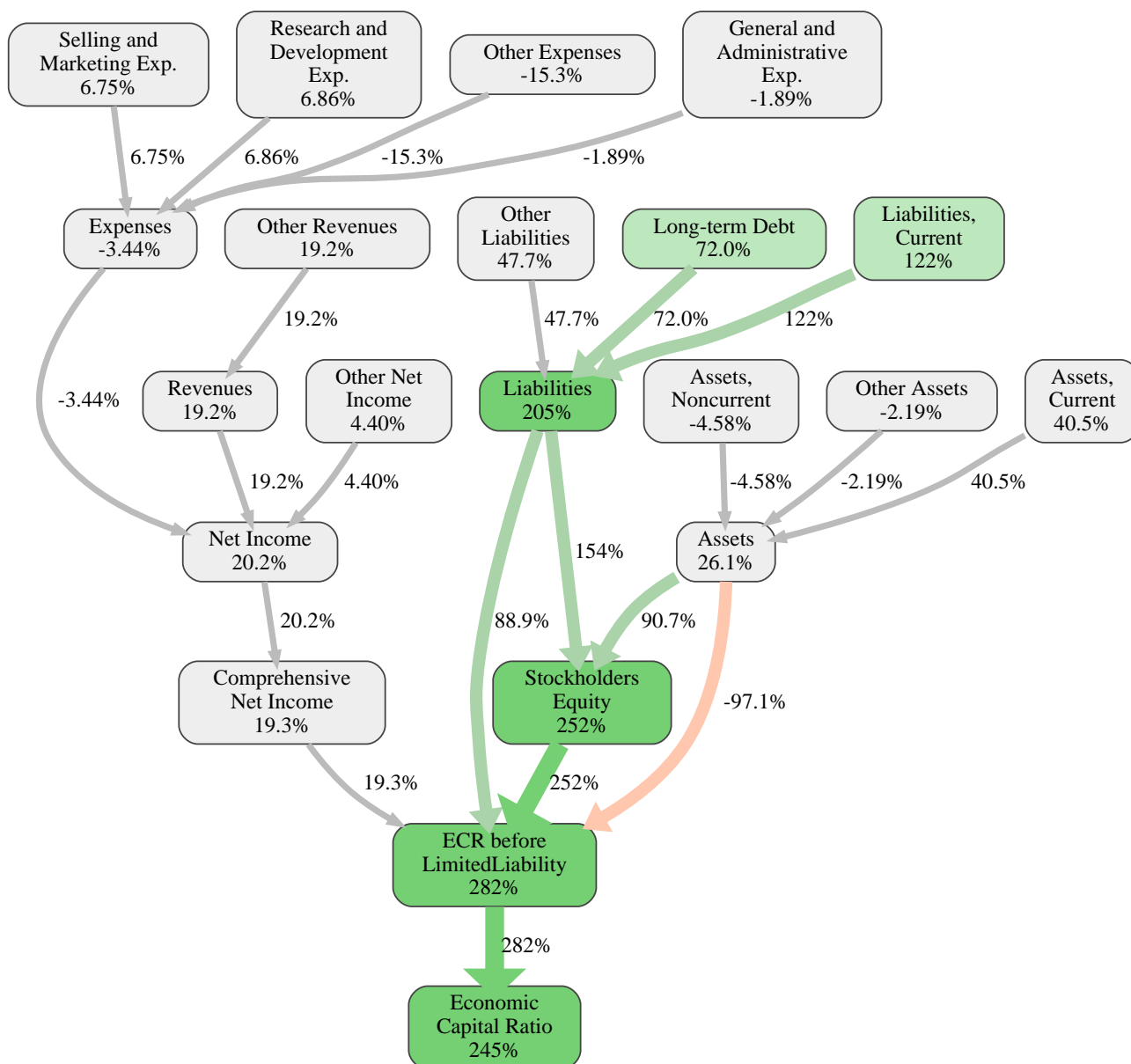
Company name	Full name
Street address	Department
City	Phone number
State / province	Email address
ZIP code	
Country	

Shipping address

The electronic RealRate rating seal and the invoice will be sent to
Delivery email

GRID Dynamics Holdings INC

Date, location, name





The relative strengths and weaknesses of GRID Dynamics Holdings INC are analyzed with respect to the market average, including all of its competitors. We analyzed all variables having an effect on the Economic Capital Ratio.

The greatest strength of GRID Dynamics Holdings INC compared to the market average is the variable Stockholders Equity, increasing the Economic Capital Ratio by 252% points. The greatest weakness of GRID Dynamics Holdings INC is the variable Other Expenses, reducing the Economic Capital Ratio by 15% points.

The company's Economic Capital Ratio, given in the ranking table, is 596%, being 245% points above the market average of 352%.

Input Variable	Value in 1000 USD	Output Variable	Value in 1000 USD
Assets, Current	423,304	Liabilities	74,363
Assets, Noncurrent	2,663	Assets	592,192
General and Administrative Exp.	82,141	Expenses	359,690
Intangible Assets	143,433	Revenues	350,571
Liabilities, Current	64,458	Stockholders Equity	517,829
Long-term Debt	7,205	Net Income	4,041
Other Assets	8,774	Comprehensive Net Income	-145
Other Compr. Net Income	-4,186	ECR before Limited Liability	513%
Other Expenses	230,580	Economic Capital Ratio	596%
Other Liabilities	2,700		
Other Net Income	13,160		
Other Revenues	350,571		
Property, Plant and Equipment, Net	14,018		
Research and Development Exp.	18,347		
Selling and Marketing Exp.	28,622		