

RealRate Inc., 2040 Martin Ave., Santa Clara, CA 95050



**RealRate**

April 23, 2026


To the CEO  
Palantir Technologies Inc  
19505 BISCAYNE BOULEVARD  
SUITE 2350  
AVENTURA, FL 33180  
USA

### **Palantir Technologies Inc TOP Rated in the US Services-Prepackaged Software Ranking**

Dear Sir or Madam,

at RealRate we have just published the 2026 US SERVICES-PREPACKAGED SOFTWARE ranking. I am happy to inform you that Palantir Technologies Inc has been TOP Rated at rank 4 out of 99.

Overall, 99 US companies were analyzed with respect to their financial strength. The complete rating is published at <https://www.realrate.ai/rankings>. Your individual rating report, showing your strengths compared to your competitors is attached.



RealRate is an international rating agency based in Santa Clara and Berlin. We use artificial intelligence to create fair and explainable company ratings. Customers highly appreciate the RealRate rating seal: only the strongest companies are able to offer highly attractive and innovative products with top customer services. Billion dollar companies rely on our rating and build trust with their customers.

You too can acquire the RealRate seal and advertise with it. We only reach out to the top-rated companies, like yours and only those may subscribe for our seal. Save a lot of money and effort compared to traditional rating agencies: get a RealRate seal for just \$9,900. Simply sign the attached order form and send it back via email.

I took the liberty of sending an identical letter to the Marketing Department. Please feel free to book a short video call with me: <https://calendly.com/holger-bartel>


Sincerely,

Dr. Holger Bartel, CEO

# RealRate Seal Subscription

RealRate Inc.  
2040 Martin Ave., Santa Clara, California 95050, USA  
Via email to: [holger.bartel@realrate.ai](mailto:holger.bartel@realrate.ai)

We subscribe to the SERVICES-PREPACKAGED SOFTWARE RealRate rating for Palantir Technologies Inc. The subscription comprises the annual rating update. The invoice will be sent annually, provided that a TOP rating is achieved again. The subscription can be cancelled by written letter, effective for the following year.



RealRate provides the rating seal as a scalable vector graphic. It can be used without any restrictions by Palantir Technologies Inc (Customer) for all promotional purposes, i.e. in product brochures, presentations, websites and broadcasting.

Item           **2026 US SERVICES-PREPACKAGED SOFTWARE RealRate rating seal for Palantir Technologies Inc**  
Amount       **USD 9,900**  
Order no.     2026-0001321655

Amounts payable by Customer are exclusive of taxes. Customer is responsible for all his taxes and will pay such amounts invoiced by RealRate.

### Billing address

Company name	Full name
Street address	Department
City	Phone number
State / province	Email address
ZIP code	
Country	

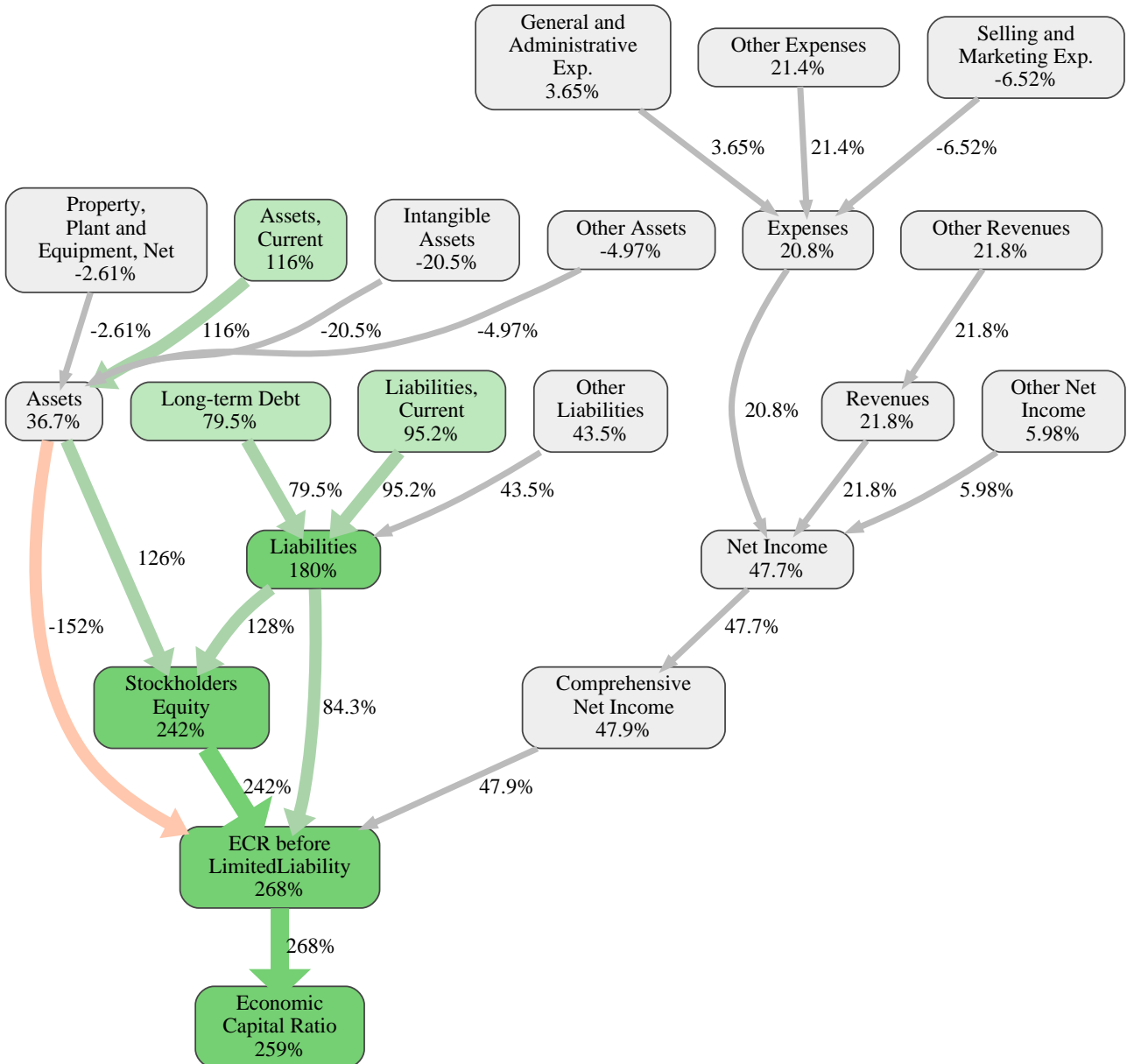
### Shipping address

The electronic RealRate rating seal and the invoice will be sent to  
Delivery email

Palantir Technologies Inc

---

Date, location, name





# SERVICES-PREPACKAGED SOFTWARE 2026



## Palantir Technologies Inc Rank 4 of 99

The relative strengths and weaknesses of Palantir Technologies Inc are analyzed with respect to the market average, including all of its competitors. We analyzed all variables having an effect on the Economic Capital Ratio.

The greatest strength of Palantir Technologies Inc compared to the market average is the variable Stockholders Equity, increasing the Economic Capital Ratio by 242% points. The greatest weakness of Palantir Technologies Inc is the variable Intangible Assets, reducing the Economic Capital Ratio by 20% points.

The company's Economic Capital Ratio, given in the ranking table, is 608%, being 259% points above the market average of 348%.

Input Variable	Value in 1000 USD
Assets, Current	8,358,174
Assets, Noncurrent	290,153
General and Administrative Exp.	657,718
Intangible Assets	200,105
Liabilities, Current	1,175,581
Long-term Debt	190,566
Other Assets	0
Other Compr. Net Income	9,942
Other Expenses	811,901
Other Liabilities	46,234
Other Net Income	243,353
Other Revenues	4,475,446
Property, Plant and Equipment, Net	51,960
Research and Development Exp.	557,677
Selling and Marketing Exp.	1,056,859

Output Variable	Value in 1000 USD
Liabilities	1,412,381
Assets	8,900,392
Expenses	3,084,155
Revenues	4,475,446
Stockholders Equity	7,488,011
Net Income	1,634,644
Comprehensive Net Income	1,644,586
BaseVar	10,859,801
ECR before LimitedLiability	574%
Economic Capital Ratio	608%