

RealRate Inc., 2040 Martin Ave., Santa Clara, CA 95050



RealRate

April 23, 2026


To the CEO
Iveda Solutions Inc
1744 S. VAL VISTA DRIVE
STE. 213
MESA, AZ 85204
USA

Iveda Solutions Inc TOP Rated in the US Services-Prepackaged Software Ranking

Dear Sir or Madam,

at RealRate we have just published the 2026 US SERVICES-PREPACKAGED SOFTWARE ranking. I am happy to inform you that Iveda Solutions Inc has been TOP Rated at rank 22 out of 99.

Overall, 99 US companies were analyzed with respect to their financial strength. The complete rating is published at <https://www.realrate.ai/rankings>. Your individual rating report, showing your strengths compared to your competitors is attached.



RealRate is an international rating agency based in Santa Clara and Berlin. We use artificial intelligence to create fair and explainable company ratings. Customers highly appreciate the RealRate rating seal: only the strongest companies are able to offer highly attractive and innovative products with top customer services. Billion dollar companies rely on our rating and build trust with their customers.

You too can acquire the RealRate seal and advertise with it. We only reach out to the top-rated companies, like yours and only those may subscribe for our seal. Save a lot of money and effort compared to traditional rating agencies: get a RealRate seal for just \$9,900. Simply sign the attached order form and send it back via email.

I took the liberty of sending an identical letter to the Marketing Department. Please feel free to book a short video call with me: <https://calendly.com/holger-bartel>


Sincerely,

Dr. Holger Bartel, CEO

RealRate Seal Subscription

RealRate Inc.
2040 Martin Ave., Santa Clara, California 95050, USA
Via email to: holger.bartel@realrate.ai

We subscribe to the SERVICES-PREPACKAGED SOFTWARE RealRate rating for Iveda Solutions Inc. The subscription comprises the annual rating update. The invoice will be sent annually, provided that a TOP rating is achieved again. The subscription can be cancelled by written letter, effective for the following year.



RealRate provides the rating seal as a scalable vector graphic. It can be used without any restrictions by Iveda Solutions Inc (Customer) for all promotional purposes, i.e. in product brochures, presentations, websites and broadcasting.

Item **2026 US SERVICES-PREPACKAGED SOFTWARE RealRate rating seal for Iveda Solutions Inc**
Amount **USD 9,900**
Order no. 2026-0001397183

Amounts payable by Customer are exclusive of taxes. Customer is responsible for all his taxes and will pay such amounts invoiced by RealRate.

Billing address

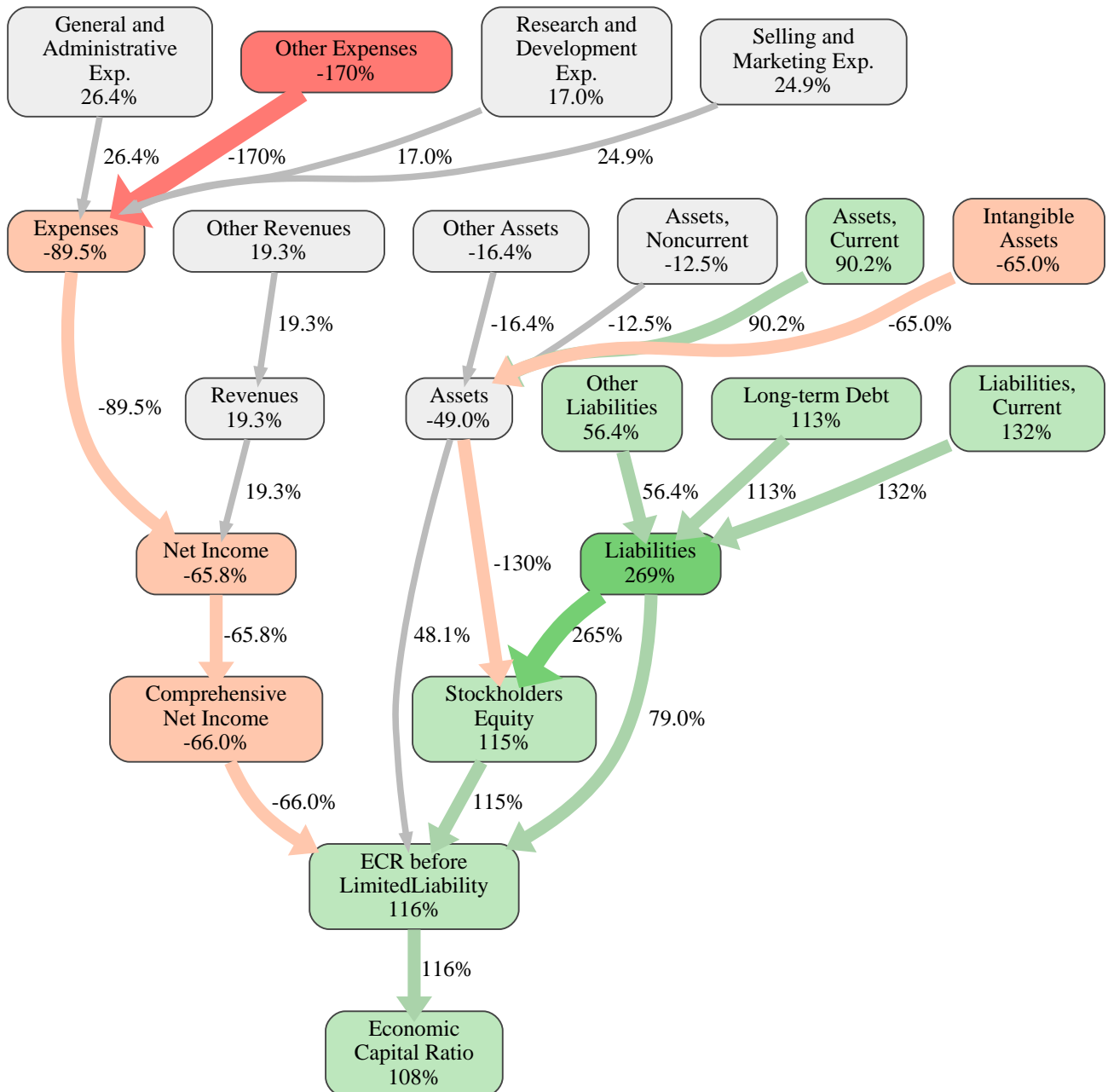
Company name	Full name
Street address	Department
City	Phone number
State / province	Email address
ZIP code	
Country	

Shipping address

The electronic RealRate rating seal and the invoice will be sent to
Delivery email

Iveda Solutions Inc

Date, location, name



The relative strengths and weaknesses of Iveda Solutions Inc are analyzed with respect to the market average, including all of its competitors. We analyzed all variables having an effect on the Economic Capital Ratio.

The greatest strength of Iveda Solutions Inc compared to the market average is the variable Liabilities, increasing the Economic Capital Ratio by 269% points. The greatest weakness of Iveda Solutions Inc is the variable Other Expenses, reducing the Economic Capital Ratio by 170% points.

The company's Economic Capital Ratio, given in the ranking table, is 456%, being 108% points above the market average of 348%.

Input Variable	Value in 1000 USD	Output Variable	Value in 1000 USD
Assets, Current	6,156	Liabilities	1,267
Assets, Noncurrent	76	Assets	6,428
General and Administrative Exp.	0	Expenses	8,538
Intangible Assets	149	Revenues	5,280
Liabilities, Current	1,267	Stockholders Equity	5,160
Long-term Debt	0	Net Income	-3,198
Other Assets	0	Comprehensive Net Income	-3,198
Other Compr. Net Income	0	BaseVar	13,978
Other Expenses	8,367	ECR before LimitedLiability	366%
Other Liabilities	0	Economic Capital Ratio	456%
Other Net Income	59		
Other Revenues	5,280		
Property, Plant and Equipment, Net	47		
Research and Development Exp.	171		
Selling and Marketing Exp.	0		