

RealRate Inc., 2040 Martin Ave., Santa Clara, CA 95050



**RealRate**

April 23, 2026


To the CEO  
MongoDB Inc  
1633 BROADWAY  
38TH FLOOR  
NEW YORK, NY 10019  
USA

### **MongoDB Inc TOP Rated in the US Services-Prepackaged Software Ranking**

Dear Sir or Madam,

at RealRate we have just published the 2026 US SERVICES-PREPACKAGED SOFTWARE ranking. I am happy to inform you that MongoDB Inc has been TOP Rated at rank 8 out of 99.

Overall, 99 US companies were analyzed with respect to their financial strength. The complete rating is published at <https://www.realrate.ai/rankings>. Your individual rating report, showing your strengths compared to your competitors is attached.



RealRate is an international rating agency based in Santa Clara and Berlin. We use artificial intelligence to create fair and explainable company ratings. Customers highly appreciate the RealRate rating seal: only the strongest companies are able to offer highly attractive and innovative products with top customer services. Billion dollar companies rely on our rating and build trust with their customers.

You too can acquire the RealRate seal and advertise with it. We only reach out to the top-rated companies, like yours and only those may subscribe for our seal. Save a lot of money and effort compared to traditional rating agencies: get a RealRate seal for just \$9,900. Simply sign the attached order form and send it back via email.

I took the liberty of sending an identical letter to the Marketing Department. Please feel free to book a short video call with me: <https://calendly.com/holger-bartel>


Sincerely,

Dr. Holger Bartel, CEO

# RealRate Seal Subscription

RealRate Inc.  
2040 Martin Ave., Santa Clara, California 95050, USA  
Via email to: [holger.bartel@realrate.ai](mailto:holger.bartel@realrate.ai)

We subscribe to the SERVICES-PREPACKAGED SOFTWARE RealRate rating for MongoDB Inc. The subscription comprises the annual rating update. The invoice will be sent annually, provided that a TOP rating is achieved again. The subscription can be cancelled by written letter, effective for the following year.



RealRate provides the rating seal as a scalable vector graphic. It can be used without any restrictions by MongoDB Inc (Customer) for all promotional purposes, i.e. in product brochures, presentations, websites and broadcasting.

Item            **2026 US SERVICES-PREPACKAGED SOFTWARE RealRate rating seal for MongoDB Inc**  
Amount        **USD 9,900**  
Order no.     2026-0001441816

Amounts payable by Customer are exclusive of taxes. Customer is responsible for all his taxes and will pay such amounts invoiced by RealRate.

### Billing address

Company name	Full name
Street address	Department
City	Phone number
State / province	Email address
ZIP code	
Country	

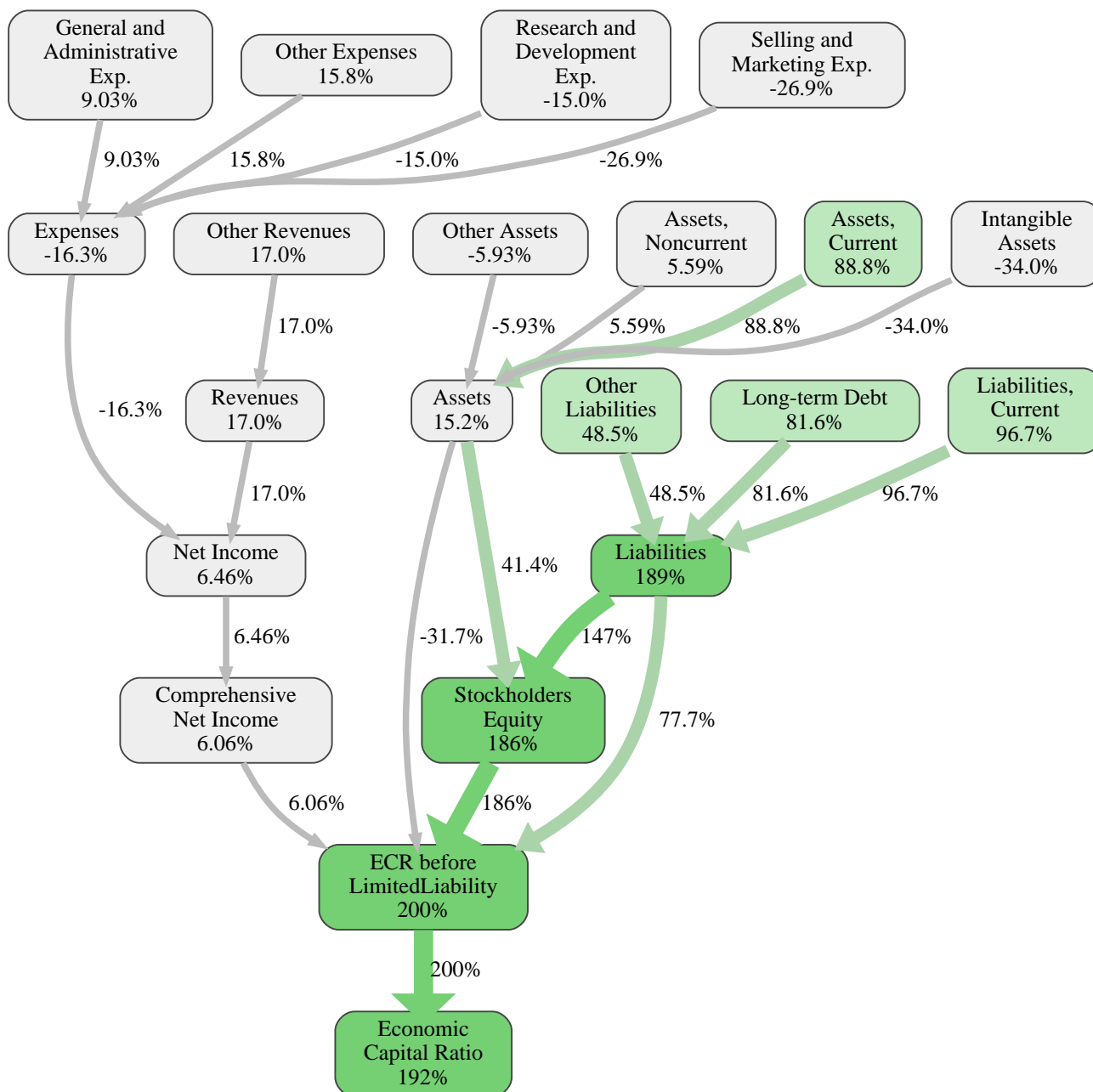
### Shipping address

The electronic RealRate rating seal and the invoice will be sent to  
Delivery email

Mongodb Inc

---

Date, location, name



The relative strengths and weaknesses of Mongodb Inc are analyzed with respect to the market average, including all of its competitors. We analyzed all variables having an effect on the Economic Capital Ratio.

The greatest strength of Mongodb Inc compared to the market average is the variable Liabilities, increasing the Economic Capital Ratio by 189% points. The greatest weakness of Mongodb Inc is the variable Intangible Assets, reducing the Economic Capital Ratio by 34% points.

The company's Economic Capital Ratio, given in the ranking table, is 540%, being 192% points above the market average of 348%.

Input Variable	Value in 1000 USD
Assets, Current	2,923,522
Assets, Noncurrent	310,701
General and Administrative Exp.	219,226
Intangible Assets	128,883
Liabilities, Current	562,249
Long-term Debt	85,820
Other Assets	67,187
Other Compr. Net Income	-5,469
Other Expenses	540,861
Other Liabilities	0
Other Net Income	92,557
Other Revenues	2,006,443
Property, Plant and Equipment, Net	0
Research and Development Exp.	596,837
Selling and Marketing Exp.	871,148

Output Variable	Value in 1000 USD
Liabilities	648,069
Assets	3,430,293
Expenses	2,228,072
Revenues	2,006,443
Stockholders Equity	2,782,224
Net Income	-129,072
Comprehensive Net Income	-134,541
BaseVar	5,201,936
ECR before LimitedLiability	486%
Economic Capital Ratio	540%